SPECIFICATIONS:

CONSTRUCTION: PER UL STANDARD 891 – SUITABLE FOR USE AS SERVICE ENTRANCE EQUIPMENT.

ENCLOSURE: TOTALLY ENCLOSED, FRONT ACCESSIBLE, CODE GAUGE STEEL. ANSI #49 BAKED ENAMEL FINISH.

INCOMING CABLE LUGS: ONE TWIN CONDUCTOR #2–600 KCMIL (AL OR CU)

MAIN SWITCH: INCLUDES FACTORY INSTALLED CLASS T 600V FUSES

DISTRIBUTION PANEL: I–LINE PANEL HAS 27.00/[686] OF MOUNTING SPACE FOR QB, Q2–H, QD, QG, QJ, Q4, FY, FA, FH, HD, HG, HJ, HL, JD, JG, JJ AND JL CIRCUIT BREAKERS.

SUBFEED CAPABILITIES: PROVISIONS FOR ONE 12 CIRCUIT PLUG–ON QO PANEL RATED 225 AMPS FOR QO (100A MAX), QO–H, QO–VH (100A MAX) AND QH BREAKERS, OR A 400 AMP LA OR LH SUBFEED BREAKER.

METERING: CURRENT TRANSFORMER COMPARTMENT PER EUSERC REQUIREMENTS.

OPTIONAL LOADSIDE WIREWAY: 11.50/[292] WIDE PERMITS TOP EXIT OF LOAD CABLES. (NOT AVAILABLE ON TYPE 3R ENCLOSURES.)

BUS MATERIAL: COPPER

THE SHORT–CIRCUIT CURRENT RATING OF THIS SWITCHBOARD SECTION IS EQUAL TO THE LOWEST SHORT–CIRCUIT RATING OF ANY SECTION ELECTRICALLY CONNECTED IN SERIES, OR THE LOWEST MARKED RATING AT THE SUPPLY VOLTAGE OF ANY CIRCUIT BREAKER OR SERIES CONNECTED RATING INSTALLED IN THIS SECTION. THE SECTION'S MAXIMUM SHORT–CIRCUIT CURRENT RATING IS 65,000 RMS SYMMETRICAL AMPERES AT 240V AC.

ADDITIONAL SHORT–CIRCUIT CURRENT RATINGS
BASED UPON SERIES CONNECTED RATINGS

SYSTEM VOLTAGE, AC	**MAXIMUM SHORT–CIRCUIT CURRENT RATING	SQUARE D MAIN CIRCUIT BREAKERS		SQUARE D BRANCH CIRCUIT BREAKERS		
		CAT. PREFIX	MAX AMP	CAT PREFIX	AMPERES	POLES
120 VOLTS	42kA	LH	400A	FY	15–20	1
		MJ	600A	FH	15–25	2, 3
240 VOLTS	42kA	LH	400A	Q2–H	100–225	2
			400A	Q4	250–400	2
		MJ	600A	HD	15–150	2, 3
			600A	JD	175–225	2, 3
	65kA	LH	400A	QD	70–225	2
		MJ	600A	QD	70–225	2

SYSTEM VOLTAGE, AC	**MAXIMUM SHORT–CIRCUIT CURRENT RATING	MAIN FUSES		SQUARE D BRANCH CIRCUIT BREAKERS		
		CLASS	MAX AMP	CAT PREFIX	AMPERES	POLES
120V	42kA	T (600V)	400A	QO–VH	15–30	1
240 VOLTS	100kA			HD	15–150	1, 2
				HG	15–150	1, 2
				JD	150–250	1, 2
				JG	150–250	1, 2
	42kA		600A	Q4	250–400	2

** RMS SYMMETRICAL AMPERES

NOTES:
SEE DRAWING SPEED_D11 FOR TYPE 3R ENCLOSURE DIMENSIONS.

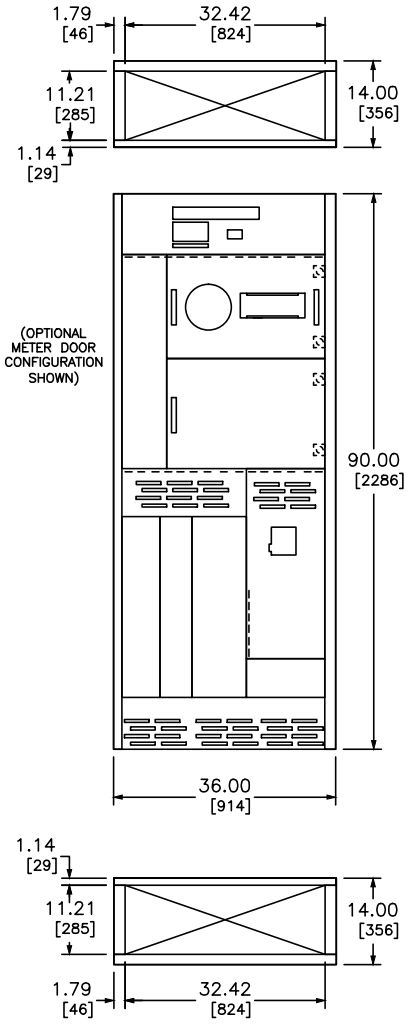

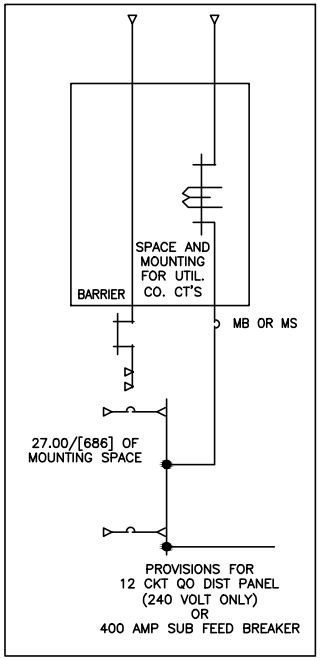

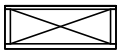

INDICATES RECOMMENDED CONDUIT AREA

CATALOG NUMBER SERIES E4

MAIN	400 A UNITS	600 A UNITS
BREAKER	SB124IS	SB126IS
FUSIBLE	SF124IS	SF126IS

EUSERC REFERENCE

- EUSERC DWG 319 – INSTRUMENT COMPARTMENT
- EUSERC DWG 332 – 15" METER PANEL
- EUSERC DWG 333 – 30" METER DOOR

METER DOOR CONFIGURATIONS

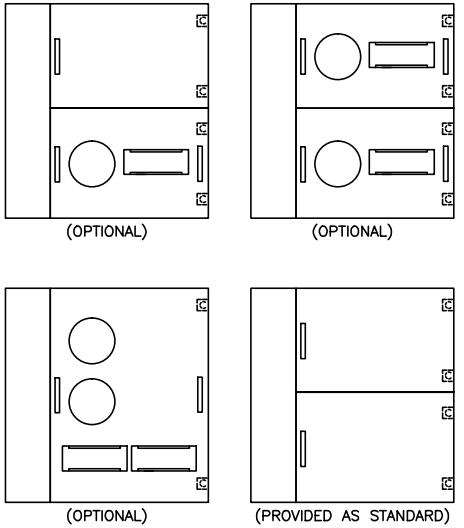

DUAL DIMENSIONS: INCHES / MILLIMETERS

I–LINE 240 VOLT 1 PHASE 3 WIRE
SPEED D SWITCHBOARD
ELEVATION

SQUARE D
by Schneider Electric

DWG# NO. SPEED–D02

SEPTEMBER 2014