Service Entrance Heads

Threaded For Rigid Conduit or IMC

NEC/CEC:
Listed for Ordinary Locations

Applications

- Provides a weather-resistant termination of a Service Entrance Conduit Riser at utility connection point.

Features

- Weather resistant.
- Phenolic Insulator has predrilled holes to slip over conductors.
- Easy to assemble onto conduit riser.

Standard Materials

- Malleable or ductile iron
- Phenolic insulator

Standard Finishes

- Hot dip or mechanically galvanized

NEC/CEC Certifications and Compliances

- UL Standard: ANSI/UL 514B
- UL Listed: E-14817
- CSA Standard: C22.2 No. 18
- CSA Certified: 9795

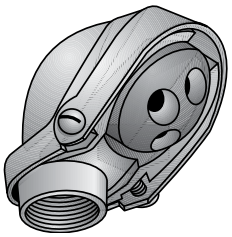

Type 17–75G thru 17–400G

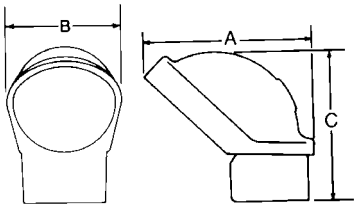

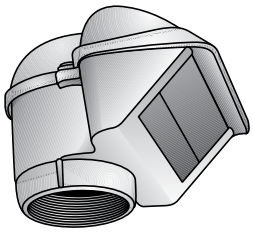

Type 17–500G and 17–600G

Trade Size (Inches)	Insulator Holes No. Holes	Insulator Holes Dia.	Dimensions in Millimeters (Inches) A	B	C	Catalog Number
3/4	2	9.65 (0.38)	87.38 (3.44)	58.67 (2.31)	61.98 (2.44)	**17-75G**
	3	10.41 (0.41)				
1	2	11.18 (0.44)	95.25 (3.75)	68.33 (2.69)	71.37 (2.81)	**17-100G**
	3	12.70 (0.50)				
1-1/4	2	10.67 (0.42)	112.78 (4.44)	79.50 (3.13)	82.55 (3.25)	**17-125G**
	3	16.00 (0.63)				
1-1/2	3	22.35 (0.88)	127.00 (5.00)	90.42 (3.56)	90.42 (3.56)	**17-150G**
	1	11.18 (0.44)				
2	2	19.05 (0.75)	127.00 (5.00)	146.05 (5.75)	176.28 (6.94)	**17-200G**
	3	25.40 (1.00)				
	1	13.46 (0.53)				
2-1/2	3	22.35 (0.88)	268.22 (10.56)	168.40 (6.63)	166.62 (6.56)	**17-250G**
	1	25.40 (1.00)				
	3	33.27 (1.31)				
3	4	44.45 (1.75)	312.67 (12.31)	203.20 (8.00)	204.72 (8.06)	**17-300G**
	2	28.70 (1.13)				
4	4	44.45 (1.75)	317.50 (12.50)	203.20 (8.00)	211.07 (8.31)	**17-400G**
	2	28.70 (1.13)				

© February 2017

Service Entrance Heads

Clamp-Type For Rigid Conduit or IMC

NEC:
Listed for Ordinary Locations

Applications

- Provides a weather-resistant termination of a Service Entrance Conduit Riser at utility connection point.

Features

- Bar type pressure clamp in body.
- Screw does not bear directly on conduit.
- Weather resistant.
- Phenolic Insulator has predrilled holes to slip over conductors.
- Easy to assemble onto conduit riser.

Standard Material

- Malleable iron
- Brass screws in hood
- Phenolic insulator

Standard Finishes

- Hot dip or mechanically galvanized

NEC Certifications and Compliances

- UL Standard: ANSI/UL 514B
- UL Listed: E-14817

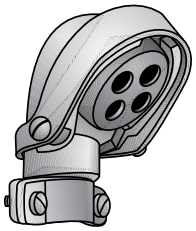

Type CT–75G

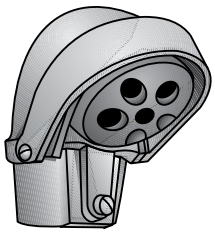

Type CT–100G

Illustrated Dimensions

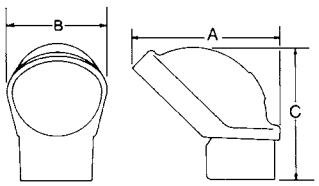

Trade Size (Inches)	Insulator Hole No. Holes	Insulator Hole Size	Dimensions in Millimeters (Inches) A	B	C	Catalog Number
3/4	2	9.65 (0.38)	81.03 (3.19)	58.67 (2.31)	79.50 (3.13)	**CT-75G**
	3	10.41 (0.41)				
1	2	11.18 (0.44)	95.25 (3.75)	68.33 (2.69)	88.90 (3.50)	**CT-100G**
	3	12.70 (0.5)				
1-1/4	2	10.67 (0.42)	114.30 (4.5)	81.03 (3.19)	96.77 (3.81)	**CT-125G**
	3	16.00 (0.63)				
1-1/2	3	19.05 (0.75)	136.65 (5.38)	96.01 (3.78)	120.65 (4.75)	**CT-150G**
	2	14.99 (0.59)				
	1	11.18 (0.44)				
2	2	19.05 (0.75)	177.80 (7.00)	120.65 (4.75)	160.27 (6.31)	**CT-200G**
	3	25.40 (1.00)				
	1	13.46 (0.53)				

Visit our website at **www.emerson.com** or contact us at **(800) 621-1506**.
© February 2017

EMERSON

Service Entrance Heads

Clamp-Type For Rigid Conduit or IMC

NEC:
Listed for Ordinary Locations

Applications

- Combination entrance cap to fit 2” mast and has 1-1⁄4” cap.

Features

- Bar type pressure clamp in body.
- Screw does not bear directly on conduit.
- Weather resistant.
- Phenolic Insulator has predrilled holes to slip over conductors.
- Easy to assemble onto conduit riser.

Standard Material

- Malleable iron
- Brass screws in hood
- Phenolic insulator

Standard Finishes

- Hot dip or mechanically galvanized

NEC Certifications and Compliances

- UL Standard: ANSI/UL 514B
- UL Listed: E-11857



Type CT–2

Illustrated Dimensions

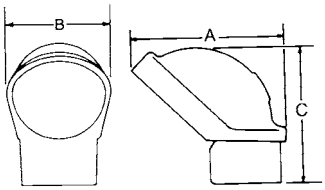

Trade Size (Inches)	Insulator Hole No. Holes	Dimensions in Millimeters (Inches) Size	A	B	C	
2-1/4	2	10.67 (0.42)	127.00 (5.00)	81.03 (3.19)	128.52 (5.06)	**CT-2-125G**
	3	16.00 (0.63)				

© February 2017

Service Entrance Heads

For SE Cable

NEC/CEC:
Listed for Ordinary Locations

Applications

- Provides a weather-resistant termination of Service Entrance Cable at utility connection point.

Features

- For SE cables - keyhole mounting bracket style.
- Easy to assemble. Cable slips into cap and is securely held by clamping shoe.
- Has split insulator and well bushed holes.
- Cover overlaps to protect cables from weather.
- Weather resistant.

Standard Materials

- Malleable iron body
- Phenolic insulator

Standard Finishes

- Hot dip or mechanically galvanized

NEC/CEC Certifications and Compliances

- UL Standard: ANSI/UL 514B
- UL Listed: E-11858
- CSA Standard: C22.2 No. 18
- CSA Certified: 9795

Illustrated Dimensions

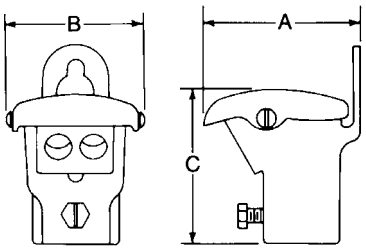

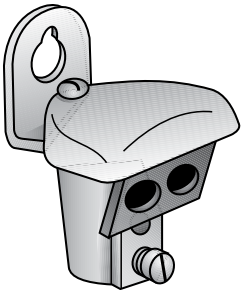

Type 1754G

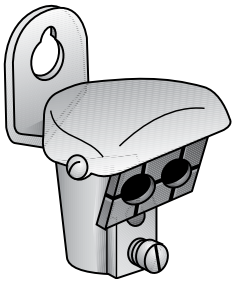

Type 1751G through 1753G



1749G

No. Holes	Holes Size Millimeters (Inches)	Max SEU	SEU Opening	Dimensions in Millimeters (Inches) A	B	C	Catalog Number
2	10.41 (0.41)	3#8 2#4	11.18 (0.44) - 17.53 (0.69)	54.10 (2.13)	45.97 (1.81)	52.32 (2.06)	**1754G**
2	10.41 (0.41)	3#4 2#2	12.70 (0.50) - 25.40 (1.00)	61.21 (2.41)	50.04 (1.97)	61.98 (2.44)	**1753G**
2	13.46 (0.53)	3#2	19.05 (0.75) - 29.46 (1.16)	65.79 (2.59)	61.98 (2.44)	67.56 (2.66)	**1752G**
2	19.81 (0.78)	3#2/0	25.40 (1.00) - 38.1 (1.50)	85.85 (3.38)	80.26 (3.16)	76.20 (3.00)	**1751G**
3 1	22.35 (0.88) 11.18 (0.44)	3#4/0	28.70 (1.13) - 44.45 (1.75)	88.9 (3.50)	95.25 (3.75)	99.31 (3.91)	**1749G**

Visit our website at **www.emerson.com** or contact us at **(800) 621-1506**.
© February 2017

EMERSON