Hammond Power Solutions Inc.

NO.	DATE	BY	REVISION
4	21/07/16	PP	EDB UPDATE
3	20/03/17	PP	SEISMIC UPDATE

TITLE: 3PH DISTRIBUTION TRANSFORMER
NAMEPLATE INFORMATION

SCALE: NTS | DATE: 15/11/09 | DES: JWEN

SHEET 1 OF 3

EDB SG3A0015KB0AF

HPS Sentinel™ G

Energy Efficient Distribution Transformer
Transformateur de Distribution à Bon Rendement Énergétique

Hammond Power Solutions
Guelph, ONT
Compton, CA
Baraboo, WI
Monterrey, MX

Part No. SG3A0015KB0AF

LR 3902
DRY TYPE TRANSFORMER 77US E112313 LISTED
ALSO VERIFIED IN ACCORDANCE TO ENERGY STANDARD C802.2-18 BY UNDERWRITERS LABORATORIES INC.® 3VJ6

8 03423 12351 2

Cust. Ref. / Ref. du Client		Serial No. / No. de Serie	
Phase	3	HV/HT	480V
Type	K	BIL	10 kV
Cooling / Refroidissement	ANN	Term / Bornes	H1 H2 H3
kVA	15	LV/BT	208Y/120V
Temp. Rise / Echauffement	115 °C	BIL	10 kV
Temp Class / Classe Temp	220 °C	Term / Bornes	X0 X1 X2 X3
Winding / Enroulement	AL	Energy Regulations	DOE 10 CFR PART 431:2016
Frequency / Frequence Hz	60	Reglements de Energetique	CEE ACT SOR/2018-201
Impedance % @ 135 °C	4.5		
Encl Type / Type De Coffrage	3R		
Weight / Poids lbs/kg	185/84		

VOLTS	CURRENT / COURANT	% RATED VOLTAGE / % TENSION NOMINALE	CONNECTION EACH PHASE / CONNEXION PAR PHASE
504	17.2	105	1
492	17.6	102.5	2
480	18.0	100	3
468	18.5	97.5	4
456	19.0	95	5
444	19.5	92.5	6
432	20.0	90	7

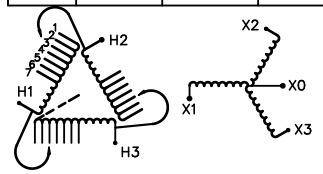

SPACINGS BETWEEN ANY VENTILATED ENCLOSURE PANEL AND ANY ADJACENT WALL SHALL BE A MINIMUM OF 3 INCHES

SEISMIC QUALIFICATIONS:
OSP-0136-10/IBC 2018/ASCE 7-16
SDS<=2.0g Z/h=1 Ip=1.5

d000186hb

FRONT VIEW

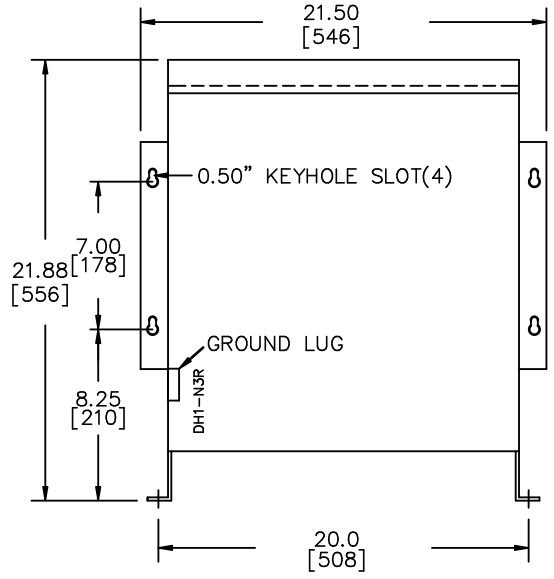

SIDE VIEW

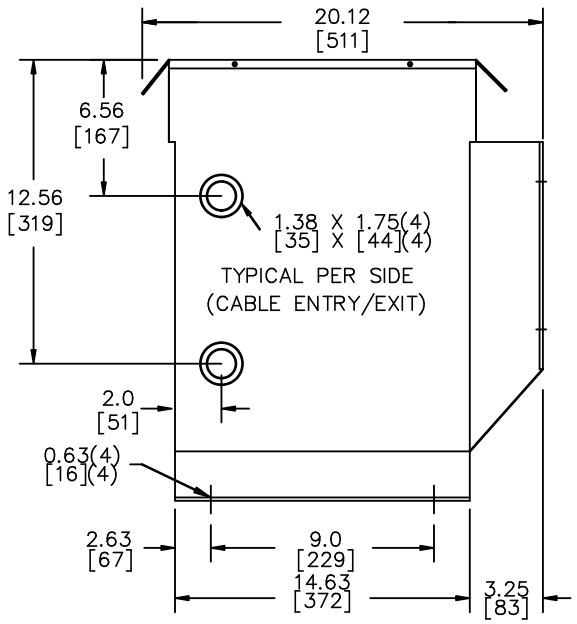

All Dimensions in inches[mm]

ENCLOSURE COLOR : ANSI-61 GREY PAINT OUTDOOR

H.V.1. TERMINAL DETAIL

MECHANICAL TYPE LUGS INCLUDED SUITABLE FOR #14-2 CU/AL CONDUCTORS 1 CONDUCTOR PER PHASE

L.V.1. TERMINAL DETAIL

MECHANICAL TYPE LUGS INCLUDED SUITABLE FOR #14-2 CU/AL CONDUCTORS 1 CONDUCTOR PER PHASE

CUSTOMER NOTES:

- HV1 TERMINATED AT TOP FRONT
- LV1 TERMINATED AT BOTTOM FRONT

Hammond Power Solutions Inc.

TITLE: 3PH DISTRIBUTION TRANSFORMER

NO.	DATE	BY	REVISION
4	21/07/16	PP	EDB UPDATE
3	20/03/17	PP	SEISMIC UPDATE

DES: JWEN
DATE: 15/11/09
SCALE: NTS

SHEET 2 OF 3

EDBSG3A0015KBOAF

4.0 jwen 2021/07/16 12:54

ENCLOSURE BOTTOM VIEW

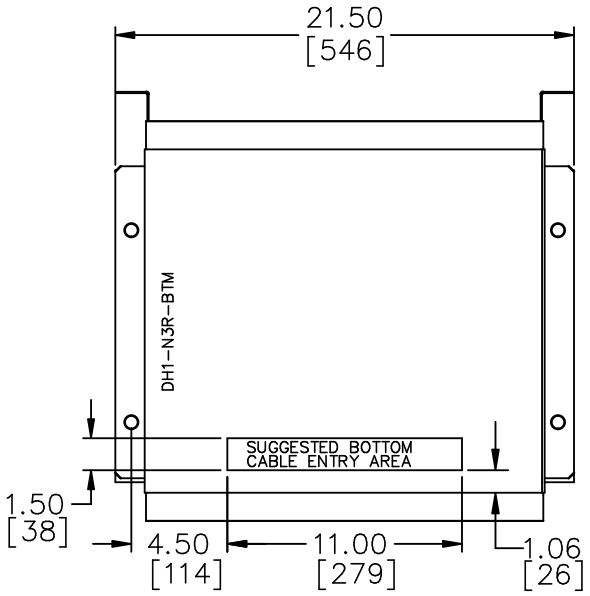

FRONT

NOTE:
WHEN BOTTOM CABLE ENTRY IS OPTED, THE SPACE USED FOR CONDUITS IN THE FRONT OF THE TRANSFORMER SHOULD NOT OBSTRUCT MORE THAN 50% OF THE FRONT AIR INTAKE AREA DEFINED BETWEEN THE BOTTOM PLATE AND THE SUPPORTING LEGS.
SEE MANUAL FOR ADDITIONAL INFORMATION

Hammond Power Solutions Inc.

TITLE: 3PH DISTRIBUTION TRANSFORMER
ENCLOSURE BOTTOM VIEW

NO.	DATE	BY	REVISION	
4	21/07/16	PP	EDB UPDATE	DES: JWEN
3	20/03/17	PP	SEISMIC UPDATE	DATE: 15/11/09
				SCALE: NTS

SHEET 3 OF 3

EDBSG3A0015KB0AF

4.0 jwen 2021/07/16 12:54