P4100

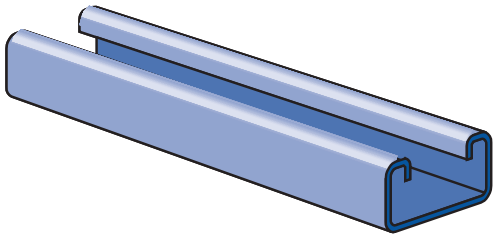

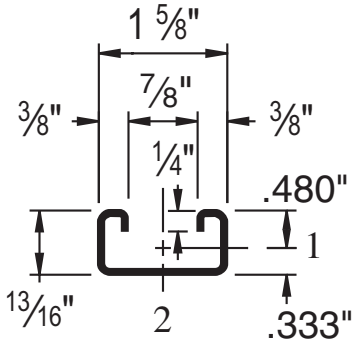

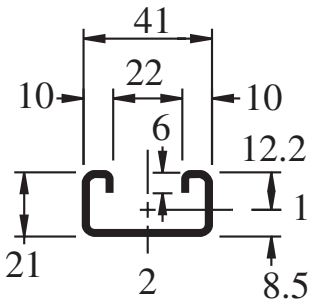

Notes:

* Load limited by spot weld shear.

** $^{KL}/_{r} > 200$

1. Above loads include the weight of the member. This weight must be deducted to arrive at the net allowable load the beam will support.
2. Long span beams should be supported in such a manner as to prevent rotation and twist.
3. Allowable uniformly distributed loads are listed for various simple spans, that is, a beam on two supports. If load is concentrated at the center of the span, multiply load from the table by 0.5 and corresponding deflection by 0.8.
4. For Pierced Channel, Beam Load Values in the tables are multiplied by the following factor:

"T" Series ... 85% **"SL" Series... 85%**
"HS" Series ... 90%

Wt/100 Ft: 98 Lbs (147 kg/100 m)
Allowable Moment 1,360 In-Lbs (150 N•m)
14 Gauge Nominal Thickness .075" (1.9mm)

MATERIAL

Unistrut channels are accurately and carefully cold formed to size from low-carbon strip steel. All spot-welded combination members, except P1001T, are welded 3" (76 mm) maximum on center.

STEEL: PLAIN
12 Ga. (2.7 mm), 14 Ga.(1.9 mm) and
16 Ga. (1.5 mm) ASTM A1011 SS GR 33.

STEEL: PRE-GALVANIZED
12 Ga. (2.7 mm), 14 Ga. (1.9 mm) and
16 Ga. (1.5mm) ASTM A653 GR 33.

For other materials, see Special Metals or Fiberglass sections.

FINISHES

All channels are available in:

- Perma Green III (GR).
- Pre-galvanized (PG), conforming to ASTM A653 G90.
- Hot-dipped galvanized (HG), conforming to ASTM A123.
- Plain (PL).

Project: _____
Architect / Engineer: _____
Date: _____ **Phone:** _____
Contractor: _____
Address: _____
_____
Notes 1: _____
_____
Notes 2: _____
_____

Approval Stamp: