

HALO Commercial

HCM

4-inch LED multi-head

1, 2, 3 or 4 multi-head recessed

COOPER Lighting Solutions

HCM

Versatility of Multiple Heads in One Recessed Housing

Halo Commercial HCM series is the solution for spaces that need layered accent lighting. Available in 1, 2, 3 or 4 recessed multi-head luminaires. The HCM is designed for use in healthcare, hospitality, office, education, and merchandising environments. The directional aiming can be used to accent and highlight in a variety of ways including indoor displays, artwork, countertops, entryways, whiteboards, signboards and more.



HCM1



HCM2



HCM3



HCM4



Full Aiming Flexibility Puts The Light Where You Want It

(rotation and tilt)

Each multi-head allows for 0° to 70° tilt from nadir and 355° of rotation for full aiming flexibility.

Performance Optics Create Dynamic Lighting

Directional optics in three different optical distributions from interchangeable reflectors with 15° (spot), 25° (narrow flood*), 40° (flood) beam optics.

** Narrow flood included. Spot and flood order separately for easy field change.*

15° optic [spot]

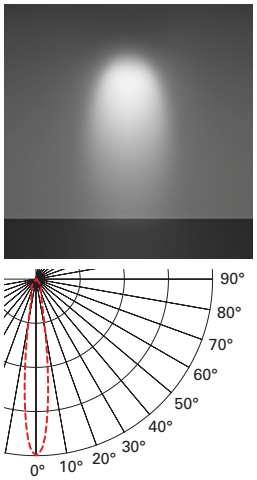

25° optic [narrow flood]

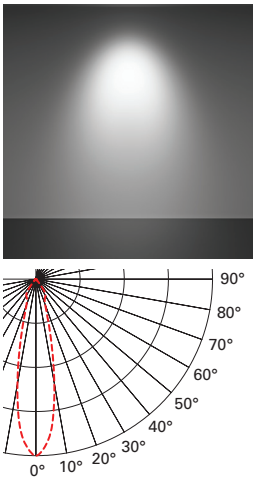

40° optic [flood]

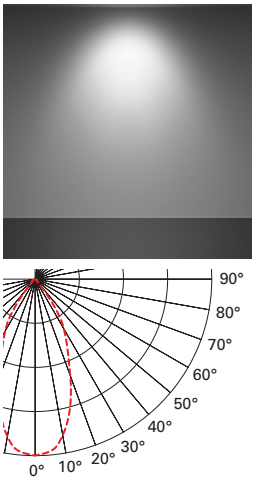

Quality, Value, And Performance

from HALO Commercial

Dedicated CCT options for every space.





One Housing

A Variety Of Solutions

New Construction or Remodel -
We've Got You Covered



New Construction Housings

- New construction housing universal mounting bracket accepts 1/2" EMT, C-channel and bar hangers*
- Universal bracket adjusts vertically for ceiling thickness 1/2" to 2-1/2"

** Mounting channel/bar sold separately. See spec sheet for more details.*

Remodel Housings

- Below-ceiling installation
- Speed clamps secure housing to the ceiling
- Speed clamps adjust to accommodate 3/8" to 2" thick ceilings

Flange or Mud-in



Flange trims are included, offering a slim 0.75" minimal ceiling presence; yet helps hide imperfections from ceiling material cutouts.



The flange-less mud-in kit* is a field installed accessory that replaces the flange, and offers a clean line where gypsum meets the housing. A tapered 0.8mm offers minimal depth variance.

IC RATED ALL luminaires are Insulated Ceiling (IC) rated.

A Chicago Plenum option is also available for our friends in the Windy City.

** Mud-in kit is for use with new construction housings, and not compatible with remodel housings.*

Head, Plate and Flange Finish



MW
matte white housing/multi-heads and flange trim



MB
matte black housing/multi-heads and flange trim



MBWF
matte black housing/multi-heads, matte white flange trim

Ordering Information - New Construction

SAMPLE ORDER NUMBER: **HCM4935ED010MW** *(Additional options and accessories are purchased separately.)*

New Construction Housing	CRI/CCT	Input / Control	Finish	Factory Emergency Options	Factory Connected Options
HCM1 = 1-head adjustable multiple, in new construction housing **HCM2** = 2-head adjustable multiple, in new construction housing **HCM3** = 3-head adjustable multiple, in new construction housing **HCM4** = 4-head adjustable multiple, in new construction housing **HCM1CP** = 1-head adjustable multiple, new construction housing, CCEA Chicago Plenum **HCM2CP** = 2-head adjustable multiple, new construction housing, CCEA Chicago Plenum **HCM3CP** = 3-head adjustable multiple, new construction housing, CCEA Chicago Plenum **HCM4CP** = 4-head adjustable multiple, new construction housing, CCEA Chicago Plenum	**927** = 90 CRI (minimum), 2700K CCT **930** = 90 CRI (minimum), 3000K CCT **935** = 90 CRI (minimum), 3500K CCT **940** = 90 CRI (minimum), 4000K CCT	**ED010** = UNV 120V-277V, 50/60Hz; 1%-100% dimming with 0-10V dimming controls at 120V-277V; 1%-100% dimming with leading or trailing edge phase cut dimmers at 120V only **D010347** = 347VAC 50/60Hz; 1%-100% dimming with 0-10V dimming controls at 347V (Canada only) (1) **DLV** = Distributed low voltage dimming (1%-100%) driver. For use with Cooper Lighting Solutions' DLVP system only. Refer to DLVP low-voltage power module and DLVP specifications for details. (1)	**MW** = Matte White housing & multi-heads / Matte White flange trim **MB** = Matte Black housing & multi-heads / Matte Black flange trim **MBWF** = Matte Black housing & multi-heads / Matte White flange trim	**REM7** = 7 watt emergency module with remote test / indicator light, use with ED010 only (1)(2) **REM14** = 14 watt emergency module with remote test / indicator light, use with ED010 (1)(2) **IEM7** = integral 7 watt emergency module with integral test / indicator light, use with ED010 only (1)(2) **IEM14** = integral 14 watt emergency module with integral test / indicator light, use with ED010 only (1)(2) **BOD7ST** = 7.5 watt Bodine self-test diagnostic emergency module with remote test / indicator light, use with ED010 only (1)	**WTA** = Factory installed WaveLinx Sensor Kit (1)(2)(4) **WTK** = Factory installed WaveLinx Lite Sensor Kit (1) (5)

Notes

(1) Not available with CP models
(2) Not available with D010347 (347V models)
(4) WTA = WaveLinx tile mount sensor kit for daylight dimming, PIR motion sensing, and optional RLTS - Real Time Location Services, use with D010 only (Refer to WaveLinx system specifications)
(5) WTK = WaveLinx Lite tile mount sensor kit for daylight dimming, PIR motion sensing, use with D010 only (Refer to WaveLinx Lite system specifications)

Accessories		
RMB22 = Adjustable wood joist mounting bars, pair, extend to 22" **HB26** = C-Channel bar hanger, 26" long, pair **HB50** = C-Channel bar hanger, 50" long, pair **Optics** **HCM15SP** = 15° Spot beam optic **HCM25NFL** = 25° Narrow Flood beam optic - replacement part for NFL optic included **HCM40FL** = 40° Flood beam optic **Flange Kits** **HCM1FLMW** = 1-light multiple, flange kit, matte white - replacement part for flange included **HCM2FLMW** = 2-light multiple, flange kit, matte white - replacement part for flange included **HCM3FLMW** = 3-light multiple, flange kit, matte white - replacement part for flange included **HCM4FLMW** = 4-light multiple, flange kit, matte white - replacement part for flange included **HCM1FLMB** = 1-light multiple, flange kit, matte black - replacement part for flange included **HCM2FLMB** = 2-light multiple, flange kit, matte black - replacement part for flange included **HCM3FLMB** = 3-light multiple, flange kit, matte black - replacement part for flange included **HCM4FLMB** = 4-light multiple, flange kit, matte black - replacement part for flange included **Coverplates** **HCMCVPLMW** = Coverplate, matte white - replacement part for plate included **HCMCVPLMB** = Coverplate, matte black - replacement part for plate included **Mud Ring Kits** **1MRK** = 1-light multiple, flangeless mud ring field installation kit (new construction only) **2MRK** = 2-light multiple, flangeless mud ring field installation kit (new construction only) **3MRK** = 3-light multiple, flangeless mud ring field installation kit (new construction only) **4MRK** = 4-light multiple, flangeless mud ring field installation kit (new construction only)	**Optical Lenses** (3) **L110N** = Diffuse Sand Blasted Lens **L111** = Soft Focus Lens **L113** = Prismatic Spread Lens **L115** = Linear Spread Lens **L100MB** = Expanded metal louver **2" 50mm UV and Color Filters** (3) **L112** = Red Gel Filter **L114** = Ultraviolet, Dichoric Filter **L120** = Red, Dichoric Filter **L121** = Amber, Dichoric Filter **L122** = Yellow, Dichoric Filter **L123** = Green, Dichoric Filter **L124** = Daylight Blue, Dichoric Filter **L125** = Blue, Dichoric Filter **L127** = Cosmetic (2700K), Dichoric Filter **L131** = Amber, Gel Filter	**Connected Lighting** **WTA** = Field installed WaveLinx Sensor Kit (1) (4) **WTK** = Field installed WaveLinx Lite Sensor Kit (1) (5)

Notes

(1) Not available for Chicago Plenum
(3) 2-inch nominal dia. [50mm]; maximum (2) lens/color media per multi-head
(4) WTA = WaveLinx tile mount sensor kit for daylight dimming, PIR motion sensing, and optional RLTS - Real Time Location Services, use with D010 only (Refer to WaveLinx system specifications)
(5) WTK = WaveLinx Lite tile mount sensor kit for daylight dimming, PIR motion sensing, use with D010 only (Refer to WaveLinx Lite system specifications)

L100 Series UV & Color Filters



Make a powerful lighting statement by injecting soft or intense hues to accent any space.

L112=Red Gel Filter
L114=Ultraviolet, Dichroic Filter
L120=Red, Dichroic Filter
L121=Amber, Dichroic Filter
L122=Yellow, Dichroic Filter
L123=Green, Dichroic Filter
L124=Daylight Blue, Dichroic Filter
L125=Blue, Dichroic Filter
L127=Cosmetic (2700K), Dichroic Filter
L131=Amber, Gel Filter

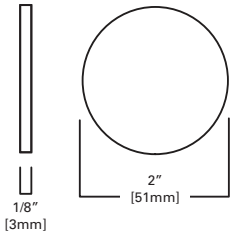

L100 Series Optical Lenses



L110N=Diffuse Sandblasted Lens
Provides an even beam spread - especially useful in wall washing.

L111=Soft Focus Lens
Smooths irregular beam pattern while maintaining high controlled illumination levels and beam angles.

L113=Prismatic Spread Lens
Provides a symmetrical broadening of beams. Suitable when a wide, uniform light distribution is required.

L115=Linear Spread Lens
Fans out the beam 55° (27-1/2° to each side) to produce a wide rectangular pattern.

L100MB=Expanded metal louvre
Miniature black finished hexagonal-cell louvre - controls light spill while retaining lamp optics.

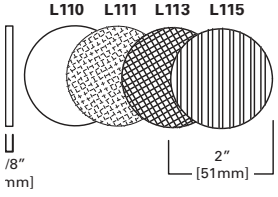

Ordering Information - Remodel

SAMPLE ORDER NUMBER: **HCMR4935ED010MW** *(Additional options and accessories are purchased separately.)*

Remodel Housing	CRI/CCT	Input / Control	Finish	Accessories
HCMR1 = 1-head adjustable multiple, remodeler - install from below finished ceiling w/ integral speed clamp ceiling retention **HCMR2** = 2-head multiple, remodeler - install from below finished ceiling w/ integral speed clamp ceiling retention **HCMR3** = 3-head multiple, remodeler - install from below finished ceiling w/ integral speed clamp ceiling retention **HCMR4** = 4-head multiple, remodeler - install from below finished ceiling w/ integral speed clamp ceiling retention	**927** = 90 CRI (minimum), 2700K CCT **930** = 90 CRI (minimum), 3000K CCT **935** = 90 CRI (minimum), 3500K CCT **940** = 90 CRI (minimum), 4000K CCT	**ED010** = UNV 120V-277V, 50/60Hz; 1%-100% dimming with 0-10V dimming controls at 120V-277V; 1%-100% dimming with leading or trailing edge phase cut dimmers at 120V only **D010347** = 347VAC 50/60Hz; 1%-100% dimming with 0-10V dimming controls at 347V (Canada only) [1]	**MW** = Matte White housing & multi-heads / Matte White flange trim **MB** = Matte Black housing & multi-heads / Matte Black flange trim **MBWF** = Matte Black housing & multi-heads / Matte White flange trim	**Optics** **HCM15SP** = 15° Spot beam optic **HCM25NFL** = 25° Narrow Flood beam optic - replacement part for NFL optic included **HCM40FL** = 40° Flood beam optic **Coverplates** **HCMCVPLMW** = Coverplate, matte white - replacement part for plate included **HCMCVPLMB** = Coverplate, matte black - replacement part for plate included **Optical Lenses** [2] **L110N** = Diffuse Sand Blasted Lens **L111** = Soft Focus Lens **L113** = Prismatic Spread Lens **L115** = Linear Spread Lens **L100MB** = Expanded metal louver **2" 50mm UV and Color Filters** [2] **L112** = Red Gel Filter **L114** = Ultraviolet, Dichroic Filter **L120** = Red, Dichroic Filter **L121** = Amber, Dichroic Filter **L122** = Yellow, Dichroic Filter **L123** = Green, Dichroic Filter **L124** = Daylight Blue, Dichroic Filter **L125** = Blue, Dichroic Filter **L127** = Cosmetic (2700K), Dichroic Filter **L131** = Amber, Gel Filter

Notes

(1) Not available with CP models
(2) 2-inch nominal dia. [50mm]; maximum (2) lens/color media per multi-head
(6) HCM25NFL 25° Narrow Flood optic preinstalled

Photometric Data

HCM-1-Head @3000K, 90 CRI, Spot (15˚)	
Filename	HCM1R15930ED010MW.ies
Test No.	P434571
Lumcat	HCM1R15930ED010MW
Lumens	1223 Lm
Watts	14.3 W
LPW	85.5 Lm/W
CCT	3000K
SC (0/90/45)	0.25 / 0.25 / 0.25
Beam Angle	15°
UGR	10

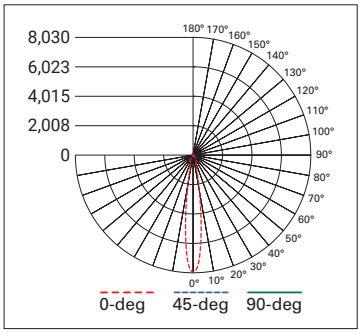

HCM-1-Head @3000K, 90 CRI, Narrow Flood (25˚)	
Filename	HCM1R25930ED010MW.ies
Test No.	P434583
Lumcat	HCM1R25930ED010MW
Lumens	1213 Lm
Watts	14.3 W
LPW	84.9 Lm/W
CCT	3000K
SC (0/90/45)	0.39 / 0.39 / 0.39
Beam Angle	25°
UGR	10

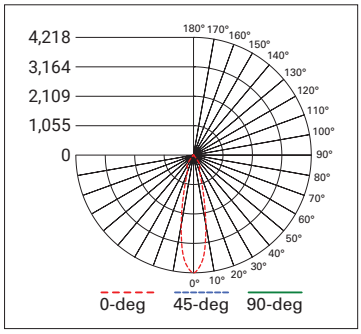

HCM-1-Head @3000K, 90 CRI, Flood (40˚)	
Filename	HCM1R40930ED010MW.ies
Test No.	P434595
Lumcat	HCM1R40930ED010MW
Lumens	1193 Lm
Watts	14.3 W
LPW	83.4 Lm/W
CCT	3000K
SC (0/90/45)	0.72 / 0.72 / 0.76
Beam Angle	40°
UGR	10

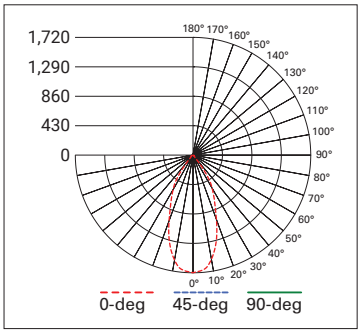

Color Metric Summary

TM-30-15	R_f = 93
	R_g = 99
CRI/CIE	R_a = 93.7
	R_9 = 57.5

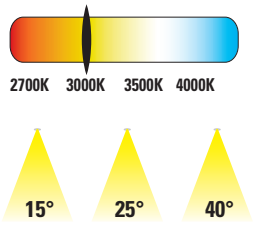

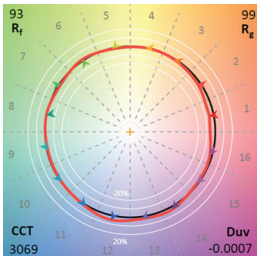

HALO Commercial



Energy Efficiency + Value

Halo Commercial achieves the perfect balance of optical control and efficiency to deliver lower watts per square foot in meeting commercial lighting energy codes and provide uniform beam distributions.
Design/build, tenant improvement, hospitality and institutional projects will appreciate the Halo Commercial balance of performance and budget-minded design.

Contractor and Distributor Friendly

- Housings ship complete with No-Fuss bar hangers (no additional bars or C-channel to assemble)
- No-Fuss bars lock to T-grid by quick bend of a screwdriver or pliers (no screws to secure to grid)
- Boat-shaped plaster frame offers versatility in new construction and "old-work" remodeling
- Oversized junction box with 1/2" and 3/4" trade size pry-outs ships with quick wiring connectors
- Junction box low voltage section provides code-required barrier for 0-10V dimmer wiring
- Plaster lip collar is preset for 1/2" ceiling material, and adjusts up to 1-1/2"

Performance and Efficiency

- Reflector designs optimized for greater optical efficiency (lumen delivery) and beam distribution
- Greater efficiency allows maximized fixture spacing with good uniformity
- Maximized spacing achieves desired watts per square foot (fewer fixtures = less power)
- Control from industry standard 120V-277V, 0-10V 1% dimmable LED driver (optional 347V available where noted)
- Optional connected lighting control with Distributed Low Voltage Power system (DLVP), WaveLinx, and LumaWatt Pro - Enlighted*

Product Mix

- Mainstream offering meets market demand in 4-inch, 6-inch, and 8-inch downlights
- PR series offers contractors versatility of lumen and LED color select-ability on-site
- HC series offers discrete selection of lumen and LED color for design/build and tenant improvement projects

Connected Systems



WaveLinx Lite - WTK Tilemount Sensor

- Intuitive Android™ or Apple® iOS® app for basic system code compliant set up and configuration via Bluetooth
- Up to 28 unique areas per project site (WaveLinx Lite Bluetooth network)
- Up to 50 devices for an area, any one of 16 control zones, up to 6 occupancy sets, and custom lighting scenes
- Automatic occupancy or vacancy, sensor sensitivity, daylight dimming, etc. configurable through the app
- Refer to the WaveLinx system specifications for details

Device Security | Manual Dimmer | Occupancy Sensor | Daylighting Control | Manually Switched ON/OFF | Tuning Control | Lumen Maintenance Control | Scenes

WaveLinx Lite WTK Tilemount Wiring Diagram

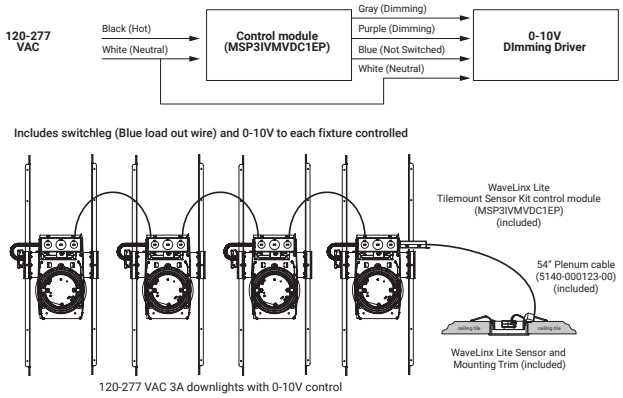

WaveLinx Lite Bluetooth Enabled System

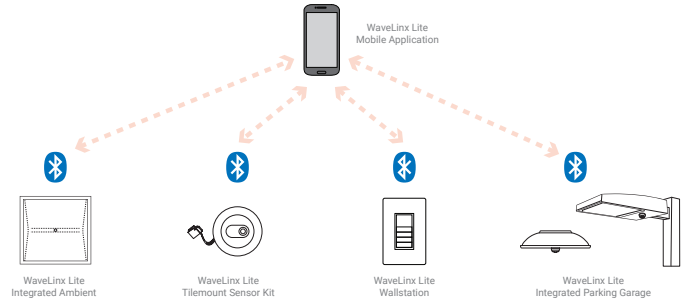



WaveLinx Wireless – WTA Tilemount Sensor

- WaveLinx Wireless functionality configures zones and customizes settings from one secure mobile app
- Automatic code commissioning that meets the strictest codes
- Fixtures and sensors integrate with Wireless Area Controller, Wall Stations, and Control Devices
- Stand-Alone Offices or Entire Building Network Installations



Downlights with tilemount sensor wireless communication
Highly efficient LED fixtures

Wireless Area Controller
Provides centralized coordination of multiple area control options

Wireless Wall Station/Receptacle
Provides customized wireless control of each area

Mobile Applications
Provides personalized, local control from a tablet or smartphone

WaveLinx mobile app settings

Manual Dimmer | Occupancy Sensor | Lumen Maintenance Control | Daylighting Control

Receptacle Control | Tuning Control | Scheduling | Manually Switched ON/OFF | Demand Response

WaveLinx Lite WTA Tilemount Wiring Diagram

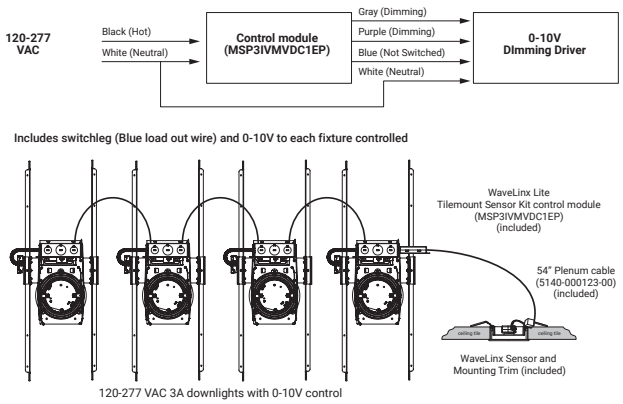

WaveLinx Wireless Trellix Building Management Integration

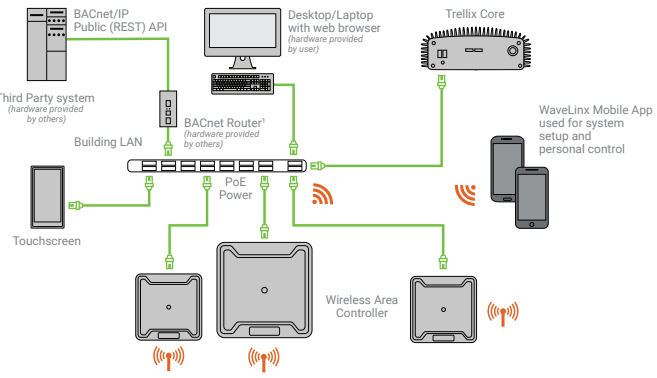

Lighting Product Lines
Ametrix
AtLite
Corelite
Ephesus
Fail-Safe
HALO
HALO Commercial
Invue
io
IRiS
Lumark
Lumière
McGraw-Edison
Metalux
MWS
Neo-Ray
Portfolio
RSA
Shaper
Streetworks
Sure-Lites

Controls Product Lines
Greengate

Connected Lighting Systems
Fifth Light (Canada Only)
HALO Home
WaveLinx

IoT Platform
Trellix



COOPER Lighting Solutions

Cooper Lighting Solutions
1121 Highway 74 South
Peachtree City, GA 30269
P: 770-486-4800
www.cooperlighting.com

Canada Sales
5925 McLaughlin Road
Mississauga, Ontario L5R 1B8
P: 905-501-3000
F: 905-501-3172

© 2020 Cooper Lighting Solutions
All Rights Reserved
Printed in USA
Publication No. BR517022EN
April 13, 2021 1:59 PM

All other trademarks are property of their respective owners.

Product availability, specifications, and compliances are subject to change without notice.