PRS

4-inch and 6-inch Square LED Downlighting

HALO Commercial



Powering Business Worldwide

PRS

4-inch and 6-inch Square LED Downlighting

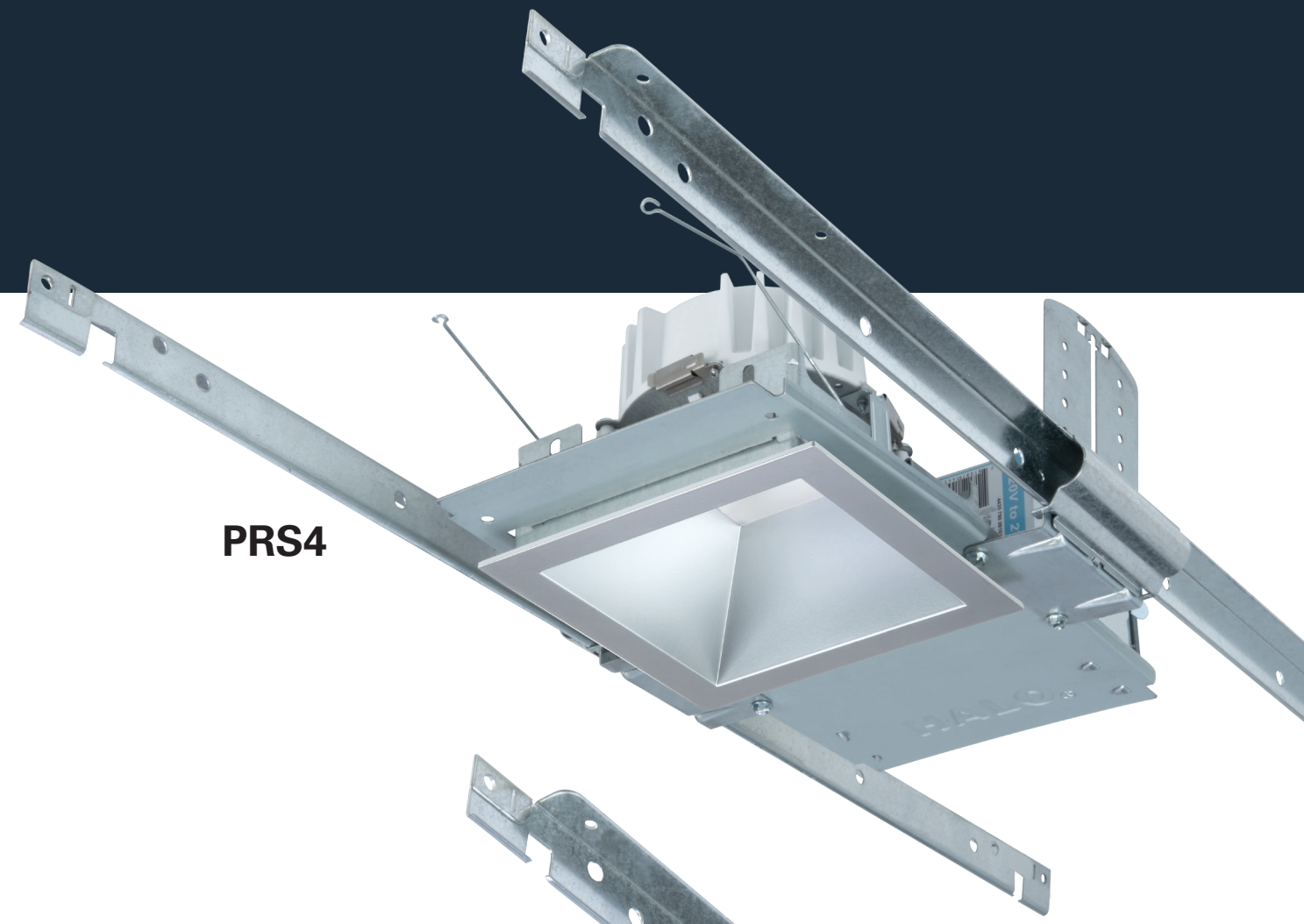

PRS4



PRS6

Precision formed square reflectors

for refined corner detail

PRS series reflectors are injection molded for refined corner detail. The reflectors non-conductive polymer construction may be used to meet 'dead-front' requirements.



shallow



deep



TIR* lens optics deliver a square beam in narrow, medium and wide distributions. Lenses are interchangeable allowing change if needed in the field.

**Total Internal Reflection*

Nominal beam distribution options



narrow medium wide

Selectable lumens and SeleCCTable color temperature

Modular tool-less design

SM4



4-inch Low Lumen Module



4-inch High Lumen Module

SM6



6-inch Low Lumen Module



6-inch High Lumen Module

4-Inch LED modules

- Low lumen module selectable range
  - 1000-1500-2000 lumen
- High lumen module selectable range
  - 3000-4000 lumen
- Factory pre-sets for CCT and lumen
  - 3500K
  - low lumen module 2000 lumen
  - high lumen module 4000 lumen

6-Inch LED modules

- Low lumen module selectable range
  - 1000-1500-2000 lumen
- High lumen module selectable range
  - 2000-3000-4000 lumen
- Factory pre-sets for CCT and lumen
  - 3500K
  - low lumen module 2000 lumen
  - high lumen module 4000 lumen

Dip switch selection settings for color temperature & lumens



4-Inch Low Lumen Module			
4000K		2000 lm	
3500K (2 options)		1500 lm (2 options)	
3000K		1000 lm	
SeleCCTable		Selectable Lumen	

4-Inch High Lumen Module			
4000K		4000 lm	
3500K (2 options)		3000 lm	
3000K			
SeleCCTable		Selectable Lumen	

6-Inch Low Lumen Module			
4000K		2000 lm	
3500K (2 options)		1500 lm (2 options)	
3000K		1000 lm	
SeleCCTable		Selectable Lumen	

6-Inch High Lumen Module			
4000K		4000 lm	
3500K (2 options)		3000 lm (2 options)	
3000K		2000 lm	
SeleCCTable		Selectable Lumen	

Field SeleCCTable color temperature

The HALO Commercial SeleCCTable products include the PRS4 and PRS6 square LED downlights. This SeleCCTable technology puts flexibility at your fingertips. By using the switches located on the LED module, the user can choose from a range of three 80 CRI color temperatures 3000K, 3500K and 4000K.

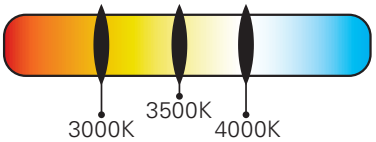

seleCCTable™

Field selectable lumens

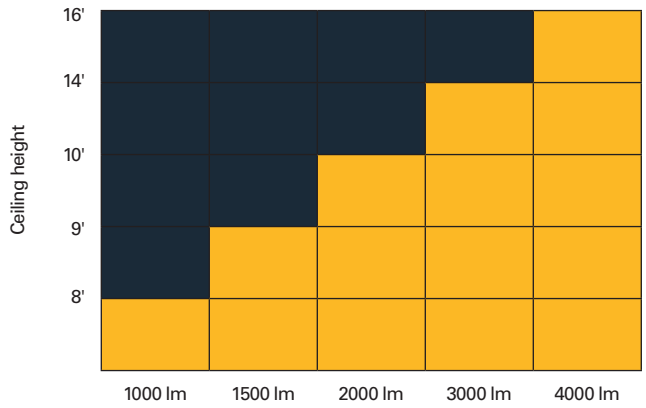

Nominal values for 15 - 20 footcandles at nadir.

Standard features

for quick and easy installation





1. Housing Frame

a. 4" and 6" Boat-shaped galvanized steel frames with square aperture
b. New construction or remodeling installation with boat shaped frame
c. Plaster lip collar pre-set to 1/2" and adjusts for ceilings up to 1-1/2" thick



2. No Fuss Bar Hangers™

a. Pre-installed and centered mounting bars
b. Bars lock to tee grid with screwdriver or pliers
c. Centering marks on the bar bracket



3. Adjustable Mounting Brackets

a. Bar brackets adjust 2" vertically from above the ceiling or through the aperture
b. Brackets for use with the included "No Fuss" mounting bars or with 1/2" EMT
c. Brackets are removable for remodel installation from below the ceiling



4. Junction box

a. Listed for (8) #12 AWG 90° C conductors (4-in/4-out)
b. Listed for feed through branch wiring
c. (3) 1/2" and (2) 3/4" trade size pry-outs
d. Low voltage barrier section for 0-10V dimming wires
e. (3) 4-port push wire nuts (1-port is fixture connection)

4" Square LED Downlight & Wall Wash



4-inch square aperture LED downlight offered in tall and shallow reflectors. Reflectors feature TIR* lens optics delivering narrow, medium or wide beam distribution options. Linear spread lens wall wash delivers asymmetric vertical illumination for a cohesive lighting design. SeleCCTable color temperatures and selectable lumens provide ultimate flexibility for the installer and distributor in fine-tuning project requirements.

**TIR – Total Internal Reflection*

Ordering Information

Sample Number: PRS4FS34D010REM7 - SM4348FS - 41SMDH
A complete luminaire consists of a mounting frame, LED module, and reflector (order separately)

120-277VAC, 0-10V analog dimming			
Mounting Frame	**Lumens**	**Input / Control**	**Options**
PRS4 = 4" square new construction and remodeler housing	**Field Selectable** **FS12** = 1000, 1500 and 2000 lumens (nominal), use with SM4128FS LED module **FS34** = 3000 and 4000 lumens (nominal), use with SM4348FS LED module **Fixed, Factory Set** **10** = 1000 lumens (nominal), use with SM4128FS LED module **15** = 1500 lumens (nominal), use with SM4128FS LED module **30** = 3000 lumens (nominal), use with SM4348FS LED module	**D010**=120-277VAC, 50/60Hz, 0-10V analog 1% dimming	**REM7**=7 watt emergency module with remote test / indicator light, use with D010 only **REM14**=14 watt emergency module with remote test / indicator light, use with D010 only **LWTPD1**=Factory installed LumaWatt Pro wireless tile mount sensor kit use with D010 only **SWPD1**=Factory installed WaveLinx tile mount daylight sensor, includes control module, sensor and cable use with D010 only
Distributed Low Voltage Power - DLVP system			
	Fixed, Factory Set **10** = 1000 lumens (nominal), use with SM4128FS LED module **15** = 1500 lumens (nominal), use with SM4128FS LED module **20** = 2000 lumens (nominal), use with SM4128FS LED module **30** = 3000 lumens (nominal), use with SM4348FS LED module **40** = 4000 lumens (nominal), use with SM4348FS LED module	**DLV**=distributed low voltage power. For use with Eaton lighting DLVP system only.	**REMV7** = 7 watt emergency module with remote test / indicator light, use with DLV only **REMV14** = 14 watt emergency module with remote test / indicator light, use with DLV only

LED Module	Lumens	CRI/CCT
SM4 = 4" LED module	**12**=Field selectable 1000, 1500 and 2000 lumens (nominal), preset for 2000 lumens, use with PRS4FS12*, PRS410*, PRS415*, PRS420* housings **34**=Field selectable 3000 and 4000 lumens (nominal), preset for 4000 lumens, use with PRS4FS34*, PRS430*, PRS440* housings	**8FS** =80 CRI (minimum), field selectable 3000, 3500 and 4000 CCT, preset for 3500K



Precision formed 4-inch square reflectors for refined corner detail. Reflectors non-conductive polymer construction may be used to meet 'dead-front' requirements. TIR lens optics deliver square beam in narrow, medium and wide distributions. Lenses are interchangeable allowing change if needed in the field.

Reflector Deep	Distribution[2]	Finish	Flange	Accessories
41S = 4" square reflector, non-conductive polymer, use with SM4 modules only.	**ND** = narrow, TIR lens included (58° beam angle, 0.8 SC) **MD** = medium, TIR lens included (63° beam angle, 1.0 SC) **WD** = wide, TIR lens included (70° beam angle, 1.2 SC) **WW** = linear spread lens wall wash, insert included	Vacuum Metallized **C** = Specular clear **H** = Semi-specular clear (haze) Painted **MB** = Matte black **MW** = Matte white	**Blank** = Vacuum Metallized flange standard on C, H reflectors **Blank** = White flange on MW reflectors **Blank** = Black flange on MB reflectors **WF** = White flange option available with C, H, MB reflectors	**TIR4SND** = narrow distribution TIR lens for 4" reflectors[1] **TIR4SMD** = medium distribution TIR lens for 4" reflectors[1] **TIR4SWD** = wide distribution TIR lens for 4" reflectors[1] **S4DWW** = wall wash replacement insert for 4" wall wash reflector

Reflector Shallow	Distribution[2]	Finish	Flange	Accessories
44S = 4" square shallow reflector, non-conductive polymer, use with SM4 modules only.	**ND** = narrow with TIR lens included (61° beam angle, 0.88 SC) **MD** = medium with TIR lens included (74° beam angle, 1.04 SC) **WD** = wide with TIR lens included (98° beam angle, 1.30 SC)	Vacuum Metallized **C** = Specular clear **H** = Semi-specular clear (haze) Painted **MB** = Matte black **MW** = Matte white	**Blank** = Vacuum Metallized flange standard on C, H reflectors **Blank** = White flange on MW reflectors **Blank** = Black flange on MB reflectors **WF** = White flange option available with C, H, MB reflectors	**TIR4SND** = narrow distribution TIR lens for 4" reflectors[1] **TIR4SMD** = medium distribution TIR lens for 4" reflectors[1] **TIR4SWD** = wide distribution TIR lens for 4" reflectors[1]

Notes: 1. TIR lenses for replacement - field interchangeable. **2.** Values are nominal for white reflectors, others may vary.

Energy Data - PRS4 Series

Nominal Lumens Model Number	1000 lumen SM4128FS		1500 lumen SM4128FS		2000 lumen SM4128FS		3000 lumen SM4348FS		4000 lumen SM4348FS	
LED Module	Low Lumen Module		Low Lumen Module		Low Lumen Module		High Lumen Module		High Lumen Module	
Input Voltage 120-277VAC	120V	277V	120V	277V	120V	277V	120V	277V	120V	277V
Current (A)	0.089	0.043	0.112	0.052	0.178	0.079	0.225	0.101	0.332	0.145
Power (W)	10.5	11	13.4	13.8	21.3	21.4	26.9	27	39.8	39.4
In-rush (A)	8.9	22.2	9.9	24.8	8	19.1	11.6	27.9	12.8	27.5
In-rush Duration (ms)	0.145	0.118	0.198	0.107	0.185	0.133	0.187	0.081	0.211	0.107
THD (%)	<15.1	<16.7	<13.3	<15.5	<8.2	<10.6	<9.05	<11.8	<5.9	<8.8
PF ≥	≥ 0.98	≥ 0.92	≥ 0.98	≥ 0.94	≥ 0.99	≥ 0.97	≥ 0.99	≥ 0.96	≥ 0.99	≥ 0.98
Minimum starting temperature	-40 C (-40 F)									

Dimensions - PRS4 Series

4", LOW LUMEN MODULE (1000 - 1500 - 2000 LUMEN)

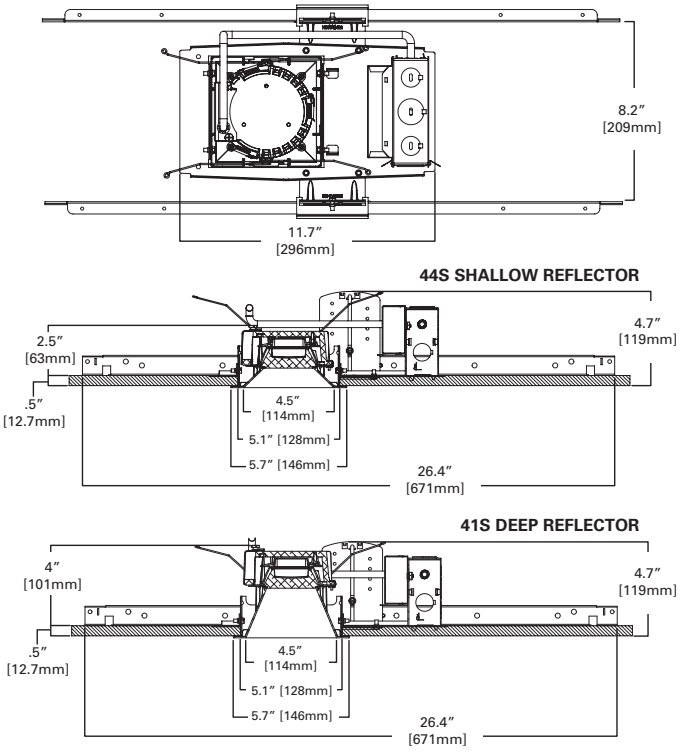

4", HIGH LUMEN MODULE (3000 - 4000 LUMEN)

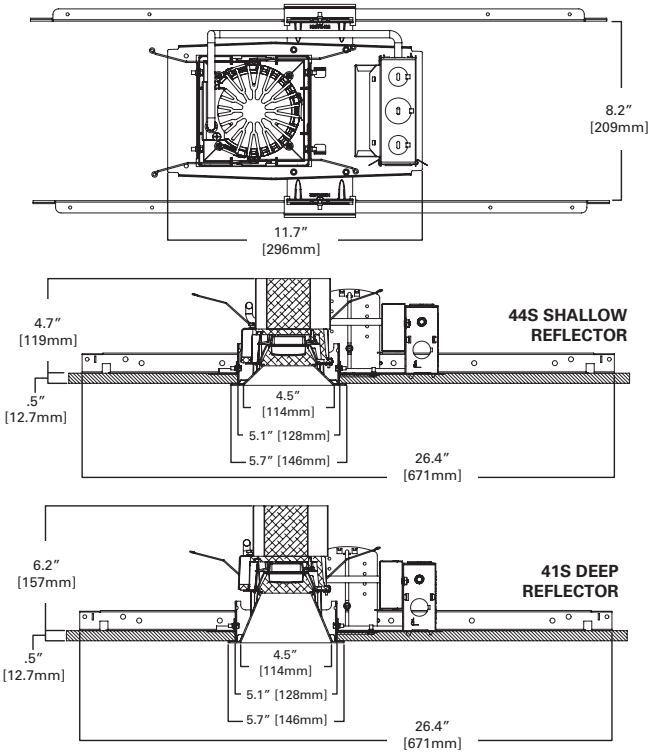

PRS4 LED Module	Low Lumen 1000-1500-2000	Low Lumen 1000-1500-2000	High Lumen 3000-4000	High Lumen 3000-4000
Reflector	41S Deep	44S Shallow	41S Deep	44S Shallow
Trim Height*	4.5"	3.0"	6.7"	5.2"
Frame Height**	4.7"	4.7"	4.7"	4.7"

*Trim height includes LED module

*Frame Height is lower if vertical bar bracket is removed when installing frame from below the ceiling in remodel construction



41S PRS4 Deep Reflectors
Photometric Data Summary

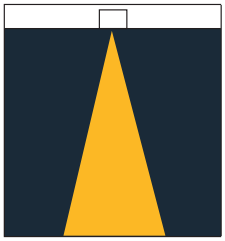

Narrow Distribution*
PRS4FS12D010-SM4128FS-41SNDC
Beam Angle: 58°
Efficacy: 90.9 Lm/W
Spacing Criteria 0.8
Test No. P241955

CANDLEPOWER DISTRIBUTION

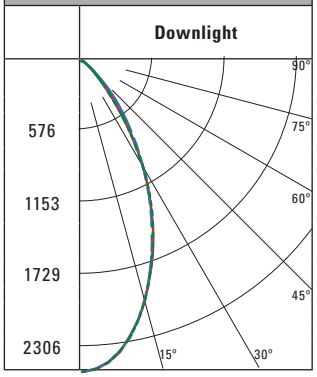

ZONAL LUMEN SUMMARY

Zone	Lumens	% Fixture
0-30	1273	70
0-40	1654	91
0-60	1818	100
0-90	1818	100
90-180	0	0
0-180	1818	100



Medium Distribution*
PRS4FS12D010-SM4128FS-41SMDC
Beam Angle: 63°
Efficacy: 100.7 Lm/W
Spacing Criteria 0.82
Test No. P241970

CANDLEPOWER DISTRIBUTION

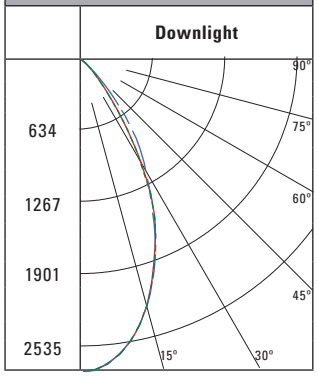

ZONAL LUMEN SUMMARY

Zone	Lumens	% Fixture
0-30	1445	71.8
0-40	1857	92.2
0-60	2012	99.9
0-90	2013	100
90-180	0	0
0-180	2013	100



Wide Distribution*
PRS4FS12D010-SM4128FS-41SNDC
Beam Angle: 70°
Efficacy: 90.9 Lm/W
Spacing Criteria 1.12
Test No. P241955

CANDLEPOWER DISTRIBUTION

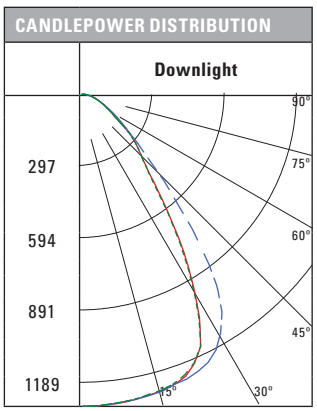

ZONAL LUMEN SUMMARY

Zone	Lumens	% Fixture
0-30	936	48.9
0-40	1375	71.9
0-60	1785	93.3
0-90	1913	100
90-180	0	0
0-180	1913	100

Photometric Multipliers (nominal lumen values)

1000 Lumen	1500 Lumen	2000 Lumen	3000 Lumen	4000 Lumen
0.47	0.62	1.00	1.27	1.83

Multipliers for relative lumen values with other series models.

CCT Multipliers – 80CRI

3000K	3500K	4000K
0.90	1.00	0.95

Multipliers for relative lumen values with other series color temperatures.

Color Finish Multipliers

Finish code	C	H	MB	MW
Finish	Specular Clear	Semi-Specular	Matte Black	Matte White
Narrow Multiplier	1.00	0.96	0.74	0.99
Medium Multiplier	1.00	0.95	0.71	0.97
Wide Multiplier	1.00	0.93	0.63	0.96

Multipliers for relative lumen values with other reflector color finishes.

*Values are for specular clear reflectors, others may vary.



C = specular clear



H = semi-specular (haze)



MB = matte black



MW = matte white



41S PRS4 Wall Wash Reflectors
Photometric Data Summary



Wall Wash Distribution*

PRS4FS12D010-SM4128FS-41SWWC
Efficacy: 64.4 Lm/W
Spacing Criteria 0.94
Test No. P24200

CANDLEPOWER DISTRIBUTION

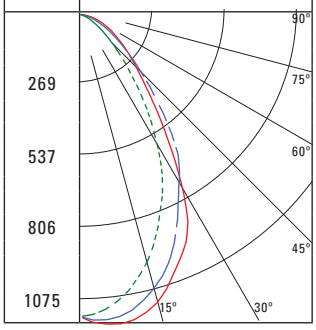

ZONAL LUMEN SUMMARY

Zone	Lumens	% Fixture
0-30	658	51.1
0-40	937	72.8
0-60	1222	94.9
0-90	1287	100
90-180	0	0
0-180	1287	100

SINGLE UNIT FOOTCANDLES

2.5′ from wall (distance from fixture along wall)

1	11.1	7.9	3	1	0.3	0.1	0
2	16.2	13.3	6.7	2.6	1	0.4	0.2
3	16.5	14	8.6	3.9	1.7	0.7	0.3
4	15.2	13.2	9	4.7	2.2	1.1	0.5
5	11.8	10.6	7.8	4.8	2.6	1.3	0.7
6	8.2	7.5	5.9	4.1	2.5	1.4	0.8
7	5.8	5.4	4.5	3.3	2.3	1.4	0.9
8	4.2	4	3.4	2.7	2	1.3	0.9
9	3.1	3	2.6	2.2	1.7	1.2	0.8
10	2.4	2.3	2.1	1.7	1.4	1.1	0.8

Photometric Multipliers (nominal lumen values)

1000 Lumen	1500 Lumen	2000 Lumen	3000 Lumen	4000 Lumen
0.47	0.62	1.00	1.27	1.83

Multipliers for relative lumen values with other series models.

CCT Multipliers – 80CRI

3000K	3500K	4000K
0.90	1.00	0.95

Multipliers for relative lumen values with other series color temperatures.

Color Finish Multipliers

Finish code	C	H	MB	MW
Finish	Specular Clear	Semi-Specular	Matte Black	Matte White
Wall Wash Multiplier	1.00	0.96	0.76	0.99

Multipliers for relative lumen values with other reflector color finishes.

MULTIPLE UNIT FOOTCANDLES

	2.5′ from wall (distance from fixture along wall) 3			2.5′ from wall (distance from fixture along wall) 4		
1	12	10.3	12	11.4	6	11.4
2	18.9	19.9	18.9	17.2	13.5	17.2
3	20.4	23	20.4	18.2	17.1	18.2
4	19.9	22.3	19.9	17.4	18	17.4
5	16.6	18.6	16.6	14.4	15.5	14.4
6	12.4	13.5	12.4	10.7	11.7	10.7
7	9.1	10	9.1	8.1	8.9	8.1
8	6.9	7.5	6.9	6.2	6.8	6.2
9	5.3	5.7	5.3	4.8	5.3	4.8
10	4.1	4.4	4.1	3.8	4.1	3.8

*Values are for specular clear reflectors, others may vary.



C = specular clear



H = semi-specular (haze)



MB = matte black



MW = matte white



44S PRS4 Shallow Reflectors
Photometric Data Summary

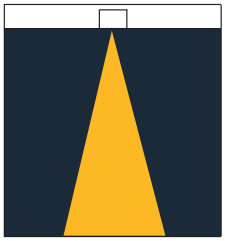

Narrow Distribution*

PRS4FS12D010-SM4128FS-44SNDC
Beam Angle: 61°
Efficacy: 96.1 Lm/W
Spacing Criteria 0.9
Test No. P241775

CANDLEPOWER DISTRIBUTION

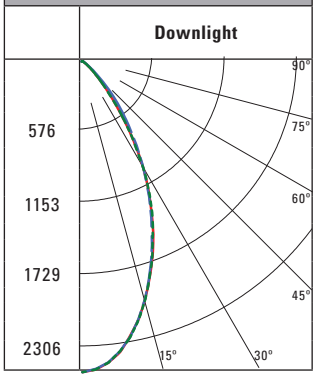

ZONAL LUMEN SUMMARY

Zone	Lumens	% Fixture
0-30	1273	70
0-40	1654	91
0-60	1818	100
0-90	1818	100
90-180	0	0
0-180	1818	100



Medium Distribution*

PRS4FS12D010-SM4128FS-44SMDC
Beam Angle: 63°
Efficacy: 108.5 Lm/W
Spacing Criteria 1.03
Test No. P241790

CANDLEPOWER DISTRIBUTION

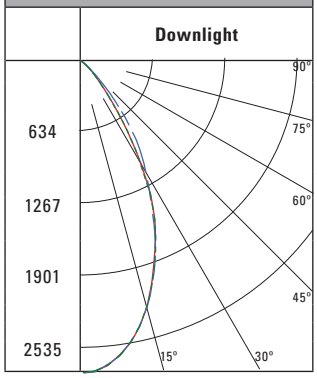

ZONAL LUMEN SUMMARY

Zone	Lumens	% Fixture
0-30	1445	71.8
0-40	1857	92.2
0-60	2012	99.9
0-90	2013	100
90-180	0	0
0-180	2013	100



Wide Distribution*

PRS4FS12D010-SM4128FS-44SWDC
Beam Angle: 98°
Efficacy: 104.0 Lm/W
Spacing Criteria 1.30
Test No. P252875

CANDLEPOWER DISTRIBUTION

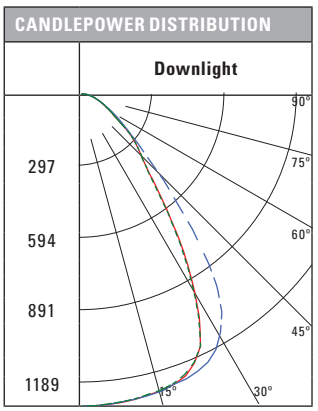

ZONAL LUMEN SUMMARY

Zone	Lumens	% Fixture
0-30	936	48.9
0-40	1375	71.9
0-60	1785	93.3
0-90	1913	100
90-180	0	0
0-180	1913	100

Photometric Multipliers (nominal lumen values)

1000 Lumen	1500 Lumen	2000 Lumen	3000 Lumen	4000 Lumen
0.53	0.72	1.00	1.38	1.87

Multipliers for relative lumen values with other series models.

CCT Multipliers – 80CRI

3000K	3500K	4000K
0.90	1.00	0.95

Multipliers for relative lumen values with other series color temperatures.

Color Finish Multipliers

Finish code	C	H	MB	MW
Finish	Specular Clear	Semi-Specular	Matte Black	Matte White
Narrow Multiplier	1.00	0.96	0.74	0.99
Medium Multiplier	1.00	0.95	0.71	0.97
Wide Multiplier	1.00	0.93	0.63	0.96

Multipliers for relative lumen values with other reflector color finishes.

*Values are for specular clear reflectors, others may vary.



C = specular clear



H = semi-specular (haze)



MB = matte black



MW = matte white

Chromaticity Data - PRS4 Series

Summary Color metrics

	Color Rendering Index		IES TM-30-18 Color Rendition	
80 CRI	**CRI (Ra)**	**CRI (R9)**	**Fidelity Index (Rf) Metric 0-100**	**Gamut Index (Rg) Metric 60 – 140 if Rf >60**
3000K	82.2	7.2	82.9	95.3
3500K	83	10	82.9	94.9
4000K	81.9	3.9	81.9	93.9

80 CRI - 3500K
TM-30-15 Vector Graphic and CIE 1931 Chromaticity Diagram

COLOR VECTOR GRAPHIC

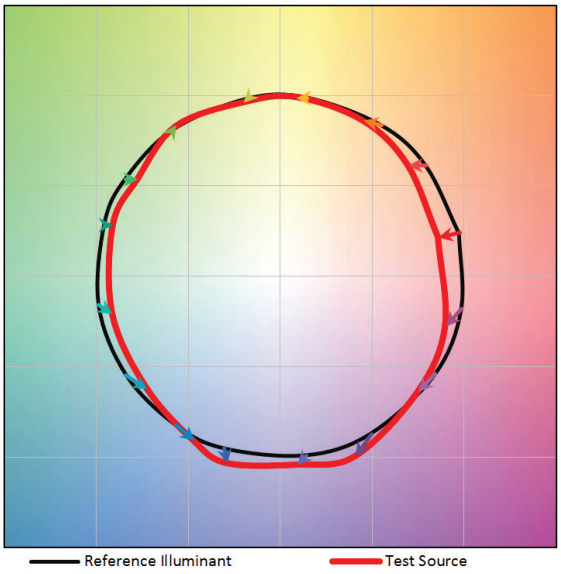

SOURCE CHROMATICITY COMPARISON

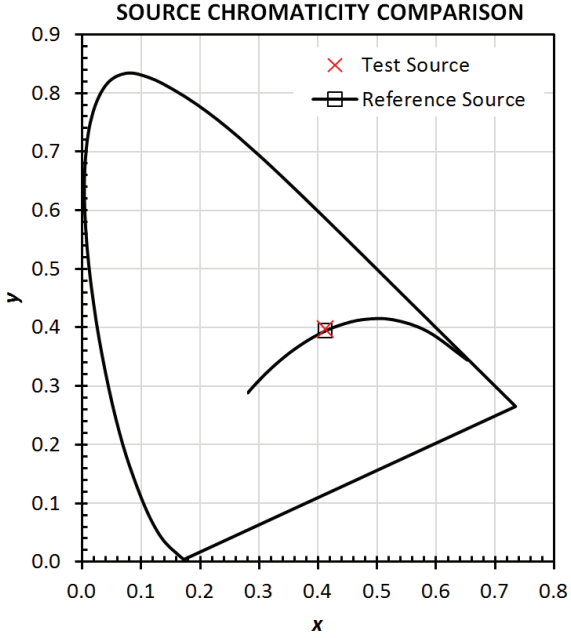

80 CRI - 3500K

TM-30-15 Data Summary

Metric	Test	Reference	Notes
R_f	83	100	IES TM-30-15 Fidelity Index
R_g	95	100	IES TM-30-15 Gamut Index
CIE R_a	83	100	CIE Test Color Method General Index
R_9	10	100	CIE Test Color Method Sample Nine Score
LER	328	176	Luminous Efficacy of Radiation
$R_{f,skin}$	88	100	Average of CES15 and CES18 (skin)

Test Source Data

R_f	83
R_g	95
CCT (K)	3354
D_{uv}	0.0013
x	0.4153
y	0.3985
CIE R_a	83

6" Square LED Downlight & Wall Wash



6-inch square aperture LED downlight offered in tall and shallow reflectors. Reflectors feature TIR* lens optics delivering narrow, medium or wide beam distribution options. Linear spread lens wall wash delivers asymmetric vertical illumination for a cohesive lighting design. SeleCCTable color temperatures and selectable lumens provide ultimate flexibility for the installer and distributor in fine-tuning project requirements.

**TIR – Total Internal Reflection*

Ordering Information

Sample Number: PRS6FS24D010REM7 - SM6248FS - 61SMDH
A complete luminaire consists of a mounting frame, LED module, and reflector (ordered separately)

120-277VAC, 0-10V analog dimming			
Mounting Frame	**Lumens**	**Input / Control**	**Options**
PRS6 = 6" square new construction and remodeler housing	**Field Selectable** **FS12** = field selectable 1000, 1500 and 2000 lumens (nominal), use with SM6128FS LED module **FS24** = field selectable 2000, 3000 and 4000 lumens (nominal), use with SM6248FS LED module **Fixed, Factory Set** **10** = 1000 lumens (nominal), use with SM6128FS LED module **15** = 1500 lumens (nominal), use with SM6128FS LED module **30** = 3000 lumens (nominal), use with SM6248FS LED module	**D010**=120-277VAC, 50/60Hz, 0-10V analog 1% dimming	**REM7**=7 watt emergency module with remote test / indicator light, use with D010 only **REM14**=14 watt emergency module with remote test / indicator light, use with D010 only **LWTPD1**=Factory installed LumaWatt Pro wireless tile mount sensor kit use with D010 only **SWPD1**=Factory installed WaveLinx tile mount daylight sensor, includes control module, sensor and cable use with D010 only
Distributed Low Voltage Power - DLVP system			
	Fixed, Factory Set **10** = 1000 lumens (nominal), use with SM6128FS LED module **15** = 1500 lumens (nominal), use with SM6128FS LED module **20** = 2000 lumens (nominal), use with SM6128FS LED module **30** = 3000 lumens (nominal), use with SM6248FS LED module **40** = 4000 lumens (nominal), use with SM6248FS LED module	**DLV**=distributed low voltage power. For use with Eaton lighting DLVP system only.	**REMV7** = 7 watt emergency module with remote test / indicator light, use with DLV only **REMV14** = 14 watt emergency module with remote test / indicator light, use with DLV only

LED Module	Lumens	CRI/CCT
SM6 = 6" LED module.	**12**=Field selectable 1000, 1500 and 2000 lumens (nominal), preset for 2000 lumens, use with PRS6FS12*, PRS610*, PRS615*, PRS620* housings **34**=Field selectable 2000, 3000 and 4000 lumens (nominal), preset for 4000 lumens, use with PRS6FS24*, PRS620*,PRS630*, PRS640* housings	**8FS** =80 CRI (minimum), field selectable 3000, 3500 and 4000 CCT, preset for 3500K

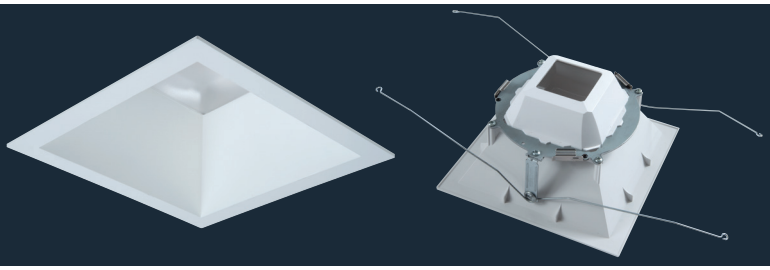

Precision formed 6-inch square reflectors for refined corner detail. Reflectors non-conductive polymer construction may be used to meet 'dead-front' requirements. TIR lens optics deliver square beam in narrow, medium and wide distributions. Lenses are interchangeable allowing change if needed in the field.

Reflector Deep	Distribution[3]	Finish	Flange	Accessories
61S = 6" square reflector, non-conductive polymer, use with SM6 modules only	**ND** = narrow, TIR lens included (58° beam angle, 0.84 SC) **MD** = medium, TIR lens included (68° beam angle, 1.0 SC) **WD** = wide, TIR lens included (80° beam angle, 1.3 SC) **WW** = linear spread lens wall wash, insert included	Vacuum Metallized **C** = Specular clear **H** = Semi-specular clear (haze) Painted **MB** = Matte black **MW** = Matte white	**Blank** = Vacuum Metallized flange standard on C, H reflectors **Blank** = White flange on MW reflectors **Blank** = Black flange on MB reflectors **WF** = White flange option available with C, H, MB reflectors	**TIR6SND** = narrow distribution TIR lens for 6" reflectors[1] **TIR6SMD** = medium distribution TIR lens for 6" reflectors[1] **TIR6SWD** = wide distribution TIR lens for 6" reflectors[1] **S6DWW** = wall wash replacement insert for 6" wall wash reflector

Reflector Shallow	Distribution[3]	Finish	Flange	Accessories
64S = 6" square shallow reflector, non-conductive polymer, use with SM6 modules only	**ND** = narrow with TIR lens included (59° beam angle, 0.84 SC) **MD** = medium with TIR lens included (70° beam angle, 0.98 SC) **WD** = wide with TIR lens included (103° beam angle, 1.35 SC)	Vacuum Metallized **C** = Specular clear **H** = Semi-specular clear (haze) Painted **MB** = Matte black **MW** = Matte white	**Blank** = Vacuum Metallized flange standard on C, H reflectors **Blank** = White flange on MW reflectors **Blank** = Black flange on MB reflectors **WF** = White flange option available with C, H, MB reflectors	**TIR6SND** = narrow distribution TIR lens for 6" reflectors[1] **TIR6SMD** = medium distribution TIR lens for 6" reflectors[1] **TIR6SWD** = wide distribution TIR lens for 6" reflectors[1]

Notes: 1. TIR lenses for replacement - field interchangeable. **2.** Values are nominal for white reflectors, others may vary.

Energy Data - PRS6 Series

Nominal Lumens Model Number	1000 lumen SM6128FS		1500 lumen SM6128FS		2000 lumen SM6128FS		2000 lumen SM4348FS		3000 lumen SM4348FS		4000 lumen SM4348FS	
LED Module	Low Lumen Module		Low Lumen Module		Low Lumen Module		High Lumen Module		High Lumen Module		High Lumen Module	
Input Voltage 120-277VAC	120V	277V	120V	277V	120V	277V	120V	277V	120V	277V	120V	277V
Current (A)	0.089	0.043	0.112	0.052	0.178	0.079	0.176	0.081	0.225	0.101	0.332	0.145
Power (W)	10.5	11.0	13.4	13.8	21.3	21.4	11.0	13.6	26.9	27.0	39.8	39.4
In-rush (A)	8.9	22.2	9.9	24.8	8.0	19.1	15.3	32.1	11.6	27.9	12.8	27.5
In-rush Duration (ms)	0.145	0.118	0.198	0.107	0.1185	0.133	0.237	0.12	0.187	0.081	0.211	0.107
THD (%)	15.1	16.7	13.3	15.5	8.2	10.6	11.0	13.6	9.05	11.8	5.9	8.8
PF ≥	0.98	0.92	0.98	0.94	0.99	0.97	0.99	0.94	0.99	0.96	0.99	0.98
Minimum starting temperature	-40 C (-40 F)											

Dimensions - PRS6 Series

6", LOW LUMEN MODULE (1000 - 1500 - 2000 LUMEN)

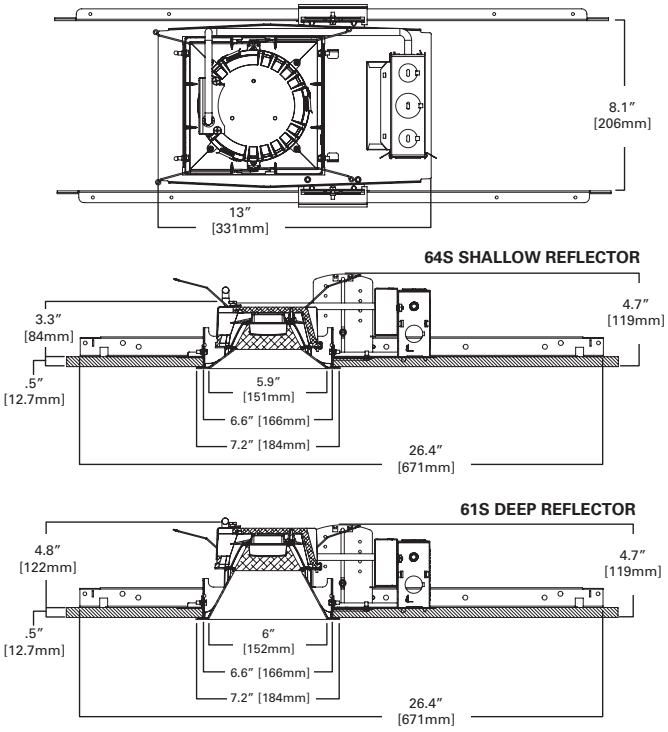

6", HIGH LUMEN MODULE (2000 - 3000 - 4000 LUMEN)

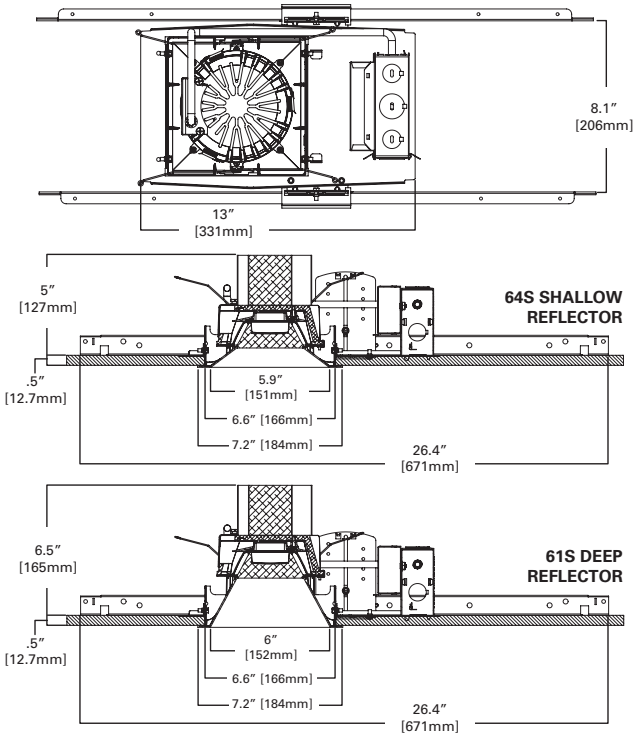

PRS6 LED Module	Low Lumen 1000-1500-2000	Low Lumen 1000-1500-2000	High Lumen 2000-3000-4000	High Lumen 2000-3000-4000
Reflector	61S Deep	64S Shallow	61S Deep	64S Shallow
Trim Height*	4.8"	3.3"	7.0"	5.5"
Frame Height**	4.7"	4.7"	4.7"	4.7"

*Trim height includes LED module

*Frame Height is lower if vertical bar bracket is removed when installing frame from below the ceiling in remodel construction



61S PRS6 Deep Reflectors
Photometric Data Summary

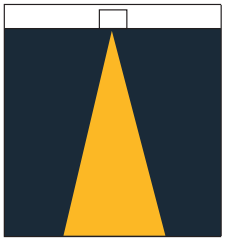

Narrow Distribution*
PRS6FS12D010-SM6128FS-61SNDC
Beam Angle: 58°
Efficacy: 119.4 Lm/W
Spacing Criteria 0.79
Test No. P238270

CANDLEPOWER DISTRIBUTION

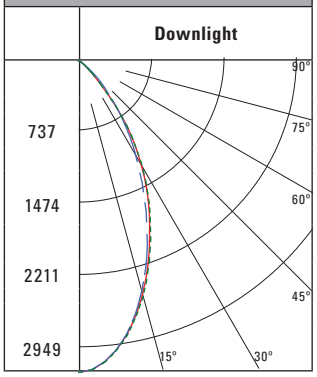

ZONAL LUMEN SUMMARY

Zone	Lumens	% Fixture
0-30	1608	67.3
0-40	2123	88.9
0-60	2383	99.8
0-90	2388	100
90-180	0	0
0-180	2388	100



Medium Distribution*
PRS6FS12D010-SM6128FS-61SMDC
Beam Angle: 62°
Efficacy: 1015.8 Lm/W
Spacing Criteria 0.86
Test No. P238285

CANDLEPOWER DISTRIBUTION

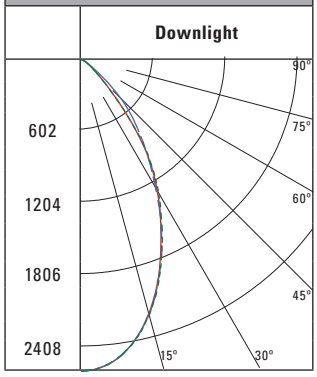

ZONAL LUMEN SUMMARY

Zone	Lumens	% Fixture
0-30	1452	62.7
0-40	1996	86.2
0-60	2311	99.8
0-90	2316	100
90-180	0	0
0-180	2316	100



Wide Distribution*
PRS4FS12D010-SM4128FS-41SWDC
Beam Angle: 75°
Efficacy: 105.4 Lm/W
Spacing Criteria 1.26
Test No. P253055

CANDLEPOWER DISTRIBUTION

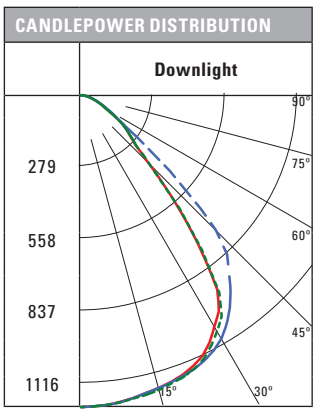

ZONAL LUMEN SUMMARY

Zone	Lumens	% Fixture
0-30	890	42.2
0-40	1436	68.1
0-60	1976	93.7
0-90	2109	100
90-180	0	0
0-180	2109	100

Photometric Multipliers (nominal lumen values)

1000 Lumen	1500 Lumen	2000 Lumen	3000 Lumen	4000 Lumen
0.46	0.61	1.00	1.27	1.82

Multipliers for relative lumen values with other series models.

CCT Multipliers – 80CRI

3000K	3500K	4000K
0.90	1.00	0.95

Multipliers for relative lumen values with other series color temperatures.

Color Finish Multipliers

Finish code	C	H	MB	MW
Finish	Specular Clear	Semi-Specular	Matte Black	Matte White
Narrow Multiplier	1.00	0.99	0.88	1.00
Medium Multiplier	1.00	0.98	0.82	1.00
Wide Multiplier	1.00	0.96	0.70	1.00

Multipliers for relative lumen values with other reflector color finishes.

*Values are for specular clear reflectors, others may vary.



C = specular clear



H = semi-specular (haze)



MB = matte black



MW = matte white



61S PRS6 Wall Wash Reflectors
Photometric Data Summary



Wall Wash Distribution*

PRS6FS12D010-SM6128FS-61SWWC
Efficacy: 80.1 Lm/W
Spacing Criteria 0.98
Test No. P238330

CANDLEPOWER DISTRIBUTION

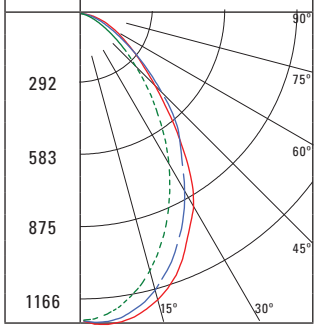

ZONAL LUMEN SUMMARY

Zone	Lumens	% Fixture
0-30	750	46.8
0-40	1100	68.7
0-60	1505	94
0-90	1602	100
90-180	0	0
0-180	1602	100

SINGLE UNIT FOOTCANDLES

2.5′ from wall
(distance from fixture along wall)

1	13.9	9.8	4	1.4	0.5	0.2	0.1
2	21.7	17.4	8.8	3.6	1.5	0.6	0.3
3	22.9	19.2	11.8	5.5	2.4	1.1	0.6
4	18.9	16.3	11.2	6.4	3.1	1.6	0.8
5	12.9	11.6	8.7	5.7	3.3	1.8	1
6	9	8.3	6.6	4.7	3.1	1.9	1.1
7	6.4	6	5	3.8	2.7	1.8	1.2
8	4.6	4.3	3.8	3	2.3	1.7	1.1
9	3.4	3.2	2.9	2.4	1.9	1.4	1.1
10	2.5	2.5	2.2	1.9	1.6	1.2	1

Photometric Multipliers (nominal lumen values)

1000 Lumen	1500 Lumen	2000 Lumen	3000 Lumen	4000 Lumen
0.46	0.61	1.00	1.27	1.82

Multipliers for relative lumen values with other series models.

CCT Multipliers – 80CRI

3000K	3500K	4000K
0.90	1.00	0.95

Multipliers for relative lumen values with other series color temperatures.

Color Finish Multipliers

Finish code	C	H	MB	MW
Finish	Specular Clear	Semi-Specular	Matte Black	Matte White
Wall Wash Multiplier	1.00	0.98	0.91	1.00

Multipliers for relative lumen values with other reflector color finishes.

MULTIPLE UNIT FOOTCANDLES

	2.5′ from wall (distance from fixture along wall) 3			2.5′ from wall (distance from fixture along wall) 4		
1	15.4	13.1	15.4	14.4	8	14.4
2	25.2	26.3	25.2	23.1	17.7	23.1
3	28.5	31.3	28.5	25.4	23.6	25.4
4	25.2	27.8	25.2	22	22.4	22
5	18.7	20.5	18.7	16.3	17.4	16.3
6	13.7	15.1	13.7	12.1	13.2	12.1
7	10.2	11	10.2	9.1	10	9.1
8	7.6	8.2	7.6	6.9	7.5	6.9
9	5.8	6.2	5.8	5.3	5.8	5.3
10	4.5	4.7	4.5	4.1	4.5	4.1

*Values are for specular clear reflectors, others may vary.



C = specular clear



H = semi-specular (haze)



MB = matte black



MW = matte white



64S PRS6 Shallow Reflectors
Photometric Data Summary

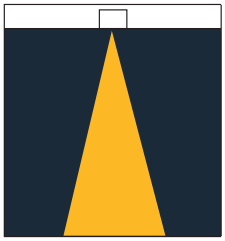

Narrow Distribution*
PRS6FS12D010-SM6128FS-64SNDC
Beam Angle: 59°
Efficacy: 123.5 Lm/W
Spacing Criteria 0.82
Test No. P228090

CANDLEPOWER DISTRIBUTION

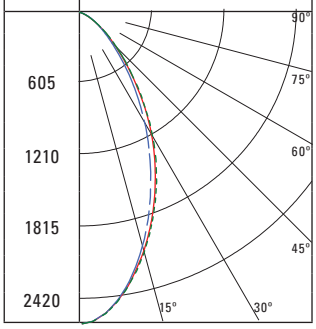

ZONAL LUMEN SUMMARY

Zone	Lumens	% Fixture
0-30	1367	55.3
0-40	1878	76
0-60	2375	96.2
0-90	2470	100
90-180	0	0
0-180	2470	100



Medium Distribution*
PRS6FS12D010-SM6128FS-64SMDC
Beam Angle: 70°
Efficacy: 121.3 Lm/W
Spacing Criteria 0.96
Test No. P238105

CANDLEPOWER DISTRIBUTION

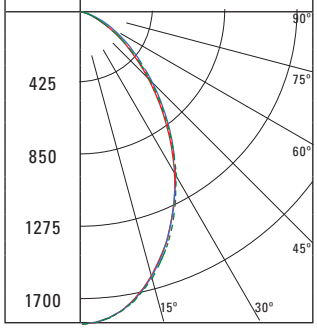

ZONAL LUMEN SUMMARY

Zone	Lumens	% Fixture
0-30	1113	45.8
0-40	1637	67.4
0-60	2292	94.4
0-90	2427	100
90-180	0	0
0-180	2427	100



Wide Distribution*
PRS6FS12D010-SM6128FS-64SWDC
Beam Angle: 103°
Efficacy: 113.1 Lm/W
Spacing Criteria 1.3
Test No. P252995

CANDLEPOWER DISTRIBUTION

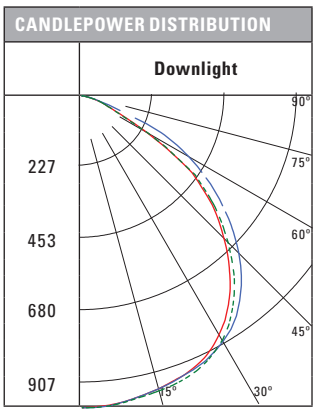

ZONAL LUMEN SUMMARY

Zone	Lumens	% Fixture
0-30	725	32.1
0-40	1202	53.2
0-60	2051	90.7
0-90	2261	100
90-180	0	0
0-180	2261	100

Photometric Multipliers (nominal lumen values)

1000 Lumen	1500 Lumen	2000 Lumen	3000 Lumen	4000 Lumen
0.47	0.62	1.00	1.27	1.83

Multipliers for relative lumen values with other series models.

CCT Multipliers – 80CRI

3000K	3500K	4000K
0.90	1.00	0.95

Multipliers for relative lumen values with other series color temperatures.

Color Finish Multipliers

Finish code	C	H	MB	MW
Finish	Specular Clear	Semi-Specular	Matte Black	Matte White
Narrow Multiplier	1.00	1.00	0.90	1.04
Medium Multiplier	1.00	0.99	0.95	1.01
Wide Multiplier	1.00	0.99	0.93	1.02

Multipliers for relative lumen values with other reflector color finishes.

*Values are for specular clear reflectors, others may vary.



C = specular clear



H = semi-specular (haze)



MB = matte black



MW = matte white

Chromaticity Data - PRS6 Series

Summary Color metrics

	Color Rendering Index		IES TM-30-18 Color Rendition	
80 CRI	**CRI (Ra)**	**CRI (R9)**	**Fidelity Index (Rf) Metric 0-100**	**Gamut Index (Rg) Metric 60 – 140 if Rf >60**
3000K	82.4	8	83	95.5
3500K	83.3	10.9	83	95
4000K	82.4	6.3	82.3	94.2

80 CRI - 3500K
TM-30-15 Vector Graphic and CIE 1931 Chromaticity Diagram

COLOR VECTOR GRAPHIC

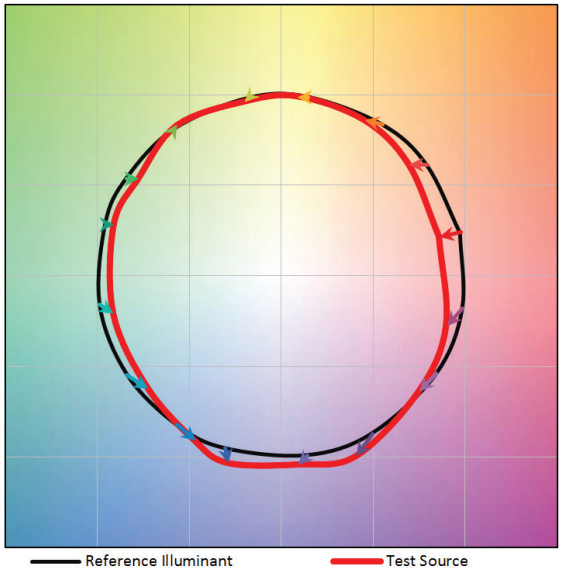

SOURCE CHROMATICITY COMPARISON

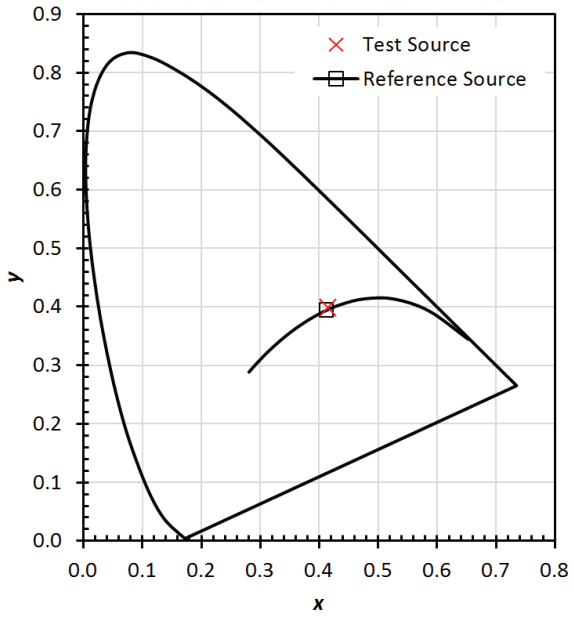

80 CRI - 3500K

TM-30-15 Data Summary

Metric	Test	Reference	Notes
R_f	83	100	IES TM-30-15 Fidelity Index
R_g	95	100	IES TM-30-15 Gamut Index
CIE R_a	83	100	CIE Test Color Method General Index
R_9	11	100	CIE Test Color Method Sample Nine Score
LER	327	177	Luminous Efficacy of Radiation
$R_{f,skin}$	88	100	Average of CES15 and CES18 (skin)

Test Source Data

R_f	83
R_g	95
CCT (K)	3374
D_{uv}	0.0010
x	0.4137
y	0.3971
CIE R_a	83

HALO Commercial



Efficiency + Value

Halo Commercial achieves the perfect balance of optical control and efficiency to deliver lower watts per square foot in meeting commercial lighting energy codes and provide uniform beam distributions.
Design/build, tenant improvement, hospitality and institutional projects will appreciate the Halo Commercial balance of performance and budget-minded design.

Contractor and Distributor Friendly

- Housings ship complete with No-Fuss bar hangers (no additional bars or C-channel to assemble)
- No-Fuss bars lock to T-grid by quick bend of a screwdriver or pliers (no screws to secure to grid)
- Boat-shaped plaster frame offers versatility in new construction and “old-work” remodeling
- Oversized junction box with 1/2” and 3/4” trade size pry-outs ships with quick wiring connectors
- Junction box low voltage section provides code-required barrier for 0-10V dimmer wiring
- Plaster lip collar is preset for 1/2” ceiling material, and adjusts up to 1-1/2”

Performance and Efficiency

- Reflector designs optimized for greater optical efficiency (lumen delivery) and beam distribution
- Greater efficiency allows maximized fixture spacing with good uniformity
- Maximized spacing achieves desired watts per square foot (fewer fixtures = less power)
- Control from industry standard 120V-277V, 0-10V 1% dimmable LED driver
- Optional connected lighting control with Distributed Low Voltage Power system (DLVP), WaveLinx, and LumaWatt Pro*

Product Mix

- Mainstream offering meets market demand in 4-inch, 6-inch, and 8-inch downlights
- PR series offers contractors versatility of lumen and LED color select-ability on-site
- HC series offers discrete selection of lumen and LED color for design/build and tenant improvement projects



We make connected buildings work.*

* **Make your workspace work for you.** Eaton's connected lighting systems take the guesswork out of managing your facility, seamlessly adapting to patterns and preferences. With solutions that let you easily manage comfort, productivity and energy savings, it pays to be connected.

Lighting the spaces where we congregate - whether for work, for entertainment, education or services - is fundamental to our experience and performance. Maximizing those interactions requires specific design, cost and efficiency considerations.

Commercial Office

Healthcare

Education

Hospitality & Retail

DLVP

Get the lowest total installed cost of a lighting project with lower labor and faster install.

- Save on labor costs. With an average of 40% reduction in man hours, DLVP reduces number of qualified electricians needed on the job site and installs 2X faster than traditional systems.
- Save on materials. DLVP eliminates the need for unnecessary line-voltage materials.
- No system commissioning. A contractor can configure the system with the flip of a switch, or by using a handheld remote.
- Code compliance made easy. The system was designed to meet the energy code requirements of any space.

LumaWatt Pro

Solve high value problems beyond lighting.

- Configurable dimming, occupancy, light, temperature and power use sensing
- Enterprise-class wireless networking with fully addressable settings
- Powerful software for energy management and Internet of Things (IoT) data capture and analytics
- Low bay detection pattern covers low- and high-ceiling applications up to 20 feet

WaveLinx

Get low cost compliance for both retrofit and new installs.

- Adjustable occupancy sensing and daylight dimming control
- Simple, secure wireless connectivity with out-of-the-box code compliance
- Easy to use mobile application allows for fast set up and unlocks advanced control capabilities
- Detection pattern covers standard ceiling applications up to 12 feet

Room Controller

When all you need is simple code-compliance; look no further than Room Controllers.

- Wall stations, sensors and 0-10V dimming

www.Eaton.com/ConnectedLighting

Our Lighting Product Lines

Ametrix
AtLite
Corelite
Ephesus
Fail-Safe
HALO
HALO Commercial
Invue
io
IRiS
Lumark
Lumière
McGraw-Edison
Metalux
MWS
Neo-Ray
Portfolio
RSA
Shaper
Streetworks
Sure-Lites

Our Controls Product Lines

Fifth Light Technology
Greengate
iLight (International Only)
iLumin
Zero 88

Connected Lighting Systems

Distributed Low-Voltage Power
HALO Home
iLumen Plus
LumaWatt Pro
WaveLinx

Powering Business Worldwide

Eaton
1121 Highway 74 South
Peachtree City, GA 30269
P: 770-486-4800
www.eaton.com/lighting

Canada Sales
5925 McLaughlin Road
Mississauga, Ontario L5R 1B8
P: 905-501-3000
F: 905-501-3172

© 2018 Eaton
All Rights Reserved
Printed in USA
Publication No. BR517004EN
November 2018

Eaton is a registered trademark.

All other trademarks are property of their respective owners.

Product availability, specifications, and compliances are subject to change without notice.