Data Sheet | Item Number: 2004-911

Fuse plug; with pull-tab; for miniature metric fuses 5 x 20 mm and 5 x 25 mm; without blown fuse indication; 6.1 mm wide; gray

https://www.wago.com/2004-911



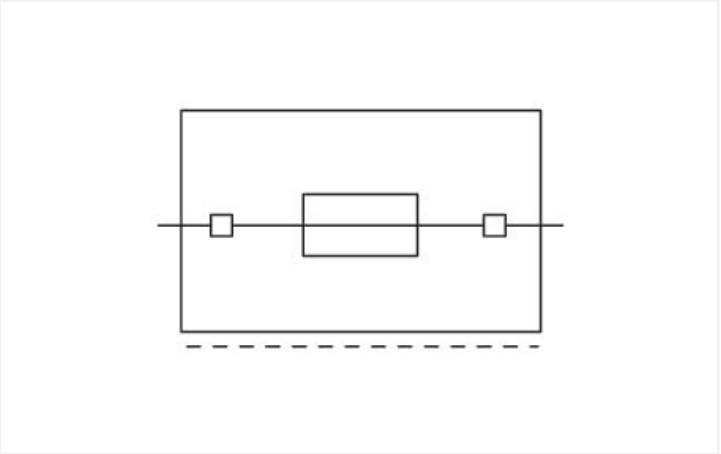

Color: gray

Electrical data

Ratings per IEC/EN

Ratings (note)	Electrical ratings are given by the fuse.
Nominal voltage (III/3)	250 V
Rated current	6.3 A
Operation status indicator	None
Blown fuse indication	without blown fuse indication

Power Loss

Power loss (max.) $P_{l\,(max.)}$ (note)	When selecting glass cartridge fuses, make sure that the maximum power loss listed below is not exceeded. The power loss is determined according to IEC or EN 60947-7-3/VDE 0611-6 at 23°C. The temperature rise of the terminal block must be checked according to their application and mounting. Higher ambient temperatures represent an additional impact on miniature fuses. Therefore, in such applications, the rated current must be reduced if necessary. More details are available from the manufacturers.

General information

Fuse type	Cylindrical fuse; 5 x 20 mm and 5 x 25 mm

Physical data

Width	6.1 mm / 0.24 inches

Mechanical data

Marking level	Center marking

Material data

Note (material data)	Information on material specifications can be found here
Color	gray
Material group	I
Insulation material	Polyamide (PA66)
Flammability class per UL94	V0
Fire load	0.063 MJ
Weight	4 g

Environmental requirements

Processing temperature	-35 … +85 °C
Continuous operating temperature	-60 … +105 °C

Commercial data

Product Group	22 (TOPJOB S)
eCl@ss 10.0	27-14-11-49
eCl@ss 9.0	27-14-11-49
ETIM 8.0	EC002018
ETIM 7.0	EC002018
PU (SPU)	50 pcs
Packaging type	Box
Country of origin	CN
GTIN	4055143043991
Customs tariff number	85366990990

Environmental Product Compliance

RoHS Compliance Status	Compliant,No Exemption

Approvals / Certificates

General approvals

Approval	Standard	Certificate Name
CCA DEKRA Certification B.V.	EN 60947	NTR NL 7941
CSA DEKRA Certification B.V.	C22.2	70173745
CSA DEKRA Certification B.V.	-	1536069
KEMA/KEUR DEKRA Certification B.V.	EN 60947	71-124163

Declarations of conformity and manufacturer's declarations

Approval	Standard	Certificate Name
Railway WAGO GmbH & Co. KG	-	Railway Ready

Downloads

Documentation

Additional Information		
Technical Section	pdf 2240.62 KB	

Bid Text		
2004-911	19.02.2019	xml 2.83 KB
2004-911	07.08.2018	docx 13.67 KB

CAD/CAE-Data

CAD data	CAE data
2D/3D Models 2004-911	WSCAD Universe 2004-911
	ZUKEN Portal 2004-911

1 Compatible Products

1.1 Optional Accessories

1.1.1 Jumper

1.1.1.1 Jumper



Item No.: 281-503
Short circuit jumper; for fuse holder; silver-colored

1.1.2 Marking

1.1.2.1 Marker



Item No.: 793-5501/000-006
WMB marking card; as card; for terminal block width 5 - 17.5 mm; stretchable 5 - 5.2 mm; plain; snap-on type; blue



Item No.: 793-5501/000-007
WMB marking card; as card; for terminal block width 5 - 17.5 mm; stretchable 5 - 5.2 mm; plain; snap-on type; gray



Item No.: 793-5501/000-023
WMB marking card; as card; for terminal block width 5 - 17.5 mm; stretchable 5 - 5.2 mm; plain; snap-on type; green



Item No.: 793-5501/000-017
WMB marking card; as card; for terminal block width 5 - 17.5 mm; stretchable 5 - 5.2 mm; plain; snap-on type; light green



Item No.: 793-5501/000-012
WMB marking card; as card; for terminal block width 5 - 17.5 mm; stretchable 5 - 5.2 mm; plain; snap-on type; orange



Item No.: 793-5501/000-005
WMB marking card; as card; for terminal block width 5 - 17.5 mm; stretchable 5 - 5.2 mm; plain; snap-on type; red



Item No.: 793-5501/000-024
WMB marking card; as card; for terminal block width 5 - 17.5 mm; stretchable 5 - 5.2 mm; plain; snap-on type; violet

Item No.: 793-5501
WMB marking card; as card; for terminal block width 5 - 17.5 mm; stretchable 5 - 5.2 mm; plain; snap-on type; white



Item No.: 793-5501/000-002
WMB marking card; as card; for terminal block width 5 - 17.5 mm; stretchable 5 - 5.2 mm; plain; snap-on type; yellow

Item No.: 794-5615
WMB marking card; as card; MARKED; F1, ..., F10 (10x); stretchable 5 - 5.2 mm; Vertical marking; snap-on type; white

Item No.: 794-5616
WMB marking card; as card; MARKED; F11, ..., F20 (10x); stretchable 5 - 5.2 mm; Vertical marking; snap-on type; white

Item No.: 794-5617
WMB marking card; as card; MARKED; F21, ..., F30 (10x); stretchable 5 - 5.2 mm; Vertical marking; snap-on type; white

Item No.: 794-5618
WMB marking card; as card; MARKED; F31, ..., F40 (10x); stretchable 5 - 5.2 mm; Vertical marking; snap-on type; white

Item No.: 794-5619
WMB marking card; as card; MARKED; F41, ..., F50 (10x); stretchable 5 - 5.2 mm; Vertical marking; snap-on type; white



Item No.: 793-501/000-006
WMB marking card; as card; not stretchable; plain; snap-on type; blue



Item No.: 793-501/000-007
WMB marking card; as card; not stretchable; plain; snap-on type; gray

Continued on next page

1.1.2.1 Marker



Item No.: 793-501/000-023
WMB marking card; as card; not stretchable; plain; snap-on type; green



Item No.: 793-501/000-017
WMB marking card; as card; not stretchable; plain; snap-on type; light green



Item No.: 793-501/000-012
WMB marking card; as card; not stretchable; plain; snap-on type; orange



Item No.: 793-501/000-005
WMB marking card; as card; not stretchable; plain; snap-on type; red



Item No.: 793-501/000-024
WMB marking card; as card; not stretchable; plain; snap-on type; violet

Item No.: 793-501
WMB marking card; as card; not stretchable; plain; snap-on type; white



Item No.: 793-501/000-002
WMB marking card; as card; not stretchable; plain; snap-on type; yellow



Item No.: 2009-115/000-006
WMB-Inline; for Smart Printer; 1500 pieces on roll; stretchable 5 - 5.2 mm; plain; snap-on type; blue



Item No.: 2009-115/000-007
WMB-Inline; for Smart Printer; 1500 pieces on roll; stretchable 5 - 5.2 mm; plain; snap-on type; gray



Item No.: 2009-115/000-023
WMB-Inline; for Smart Printer; 1500 pieces on roll; stretchable 5 - 5.2 mm; plain; snap-on type; green



Item No.: 2009-115/000-017
WMB-Inline; for Smart Printer; 1500 pieces on roll; stretchable 5 - 5.2 mm; plain; snap-on type; light green



Item No.: 2009-115/000-012
WMB-Inline; for Smart Printer; 1500 pieces on roll; stretchable 5 - 5.2 mm; plain; snap-on type; orange



Item No.: 2009-115/000-024
WMB-Inline; for Smart Printer; 1500 pieces on roll; stretchable 5 - 5.2 mm; plain; snap-on type; violet



Item No.: 2009-115
WMB-Inline; for Smart Printer; 1500 pieces on roll; stretchable 5 - 5.2 mm; plain; snap-on type; white



Item No.: 2009-115/000-002
WMB-Inline; for Smart Printer; 1500 pieces on roll; stretchable 5 - 5.2 mm; plain; snap-on type; yellow

1.1.2.2 Marking strip



Item No.: 2009-110
Marking strips; for Smart Printer; on reel; not stretchable; plain; snap-on type; white

1.1.3 Screwless end stop

1.1.3.1 Mounting accessories



Item No.: 249-117
Screwless end stop; 10 mm wide; for DIN-rail 35 x 15 and 35 x 7.5; gray



Item No.: 249-116
Screwless end stop; 6 mm wide; for DIN-rail 35 x 15 and 35 x 7.5; gray

1.1.4 Terminal blocks

1.1.4.1 Carrier terminal block



Item No.: 2002-2961
Double-deck carrier terminal block; L/L; for DIN-rail 35 x 15 and 35 x 7.5; 2.5 mm²; Push-in CAGE CLAMP®; 2,50 mm²; gray



Item No.: 2002-2963
Double-deck carrier terminal block; L/N; for DIN-rail 35 x 15 and 35 x 7.5; 2.5 mm²; Push-in CAGE CLAMP®; 2,50 mm²; gray



Item No.: 2002-2941
Double-deck, double-disconnect terminal block; L/L; for DIN-rail 35 x 15 and 35 x 7.5; 2.5 mm²; Push-in CAGE CLAMP®; 2,50 mm²; gray

1.1.4.2 Carrier terminal block for modules and plugs



Item No.: 2002-1661
2-conductor carrier terminal block; for DIN-rail 35 x 15 and 35 x 7.5; 2.5 mm²; Push-in CAGE CLAMP®; 2,50 mm²; gray



Item No.: 2002-1662
2-conductor carrier terminal block; for DIN-rail 35 x 15 and 35 x 7.5; 2.5 mm²; Push-in CAGE CLAMP®; 2,50 mm²; orange



Item No.: 2002-1961
2-conductor carrier terminal block; with additional jumper position; for DIN-rail 35 x 15 and 35 x 7.5; 2.5 mm²; Push-in CAGE CLAMP®; 2,50 mm²; gray



Item No.: 2202-1661
2-conductor carrier terminal block; with push-button; for DIN-rail 35 x 15 and 35 x 7.5; 2.5 mm²; Push-in CAGE CLAMP®; 2,50 mm²; gray



Item No.: 2202-1961
2-conductor carrier terminal block; with push-button; with additional jumper position; for DIN-rail 35 x 15 and 35 x 7.5; 2.5 mm²; Push-in CAGE CLAMP®; 2,50 mm²; gray



Item No.: 2002-1761
3-conductor carrier terminal block; for DIN-rail 35 x 15 and 35 x 7.5; 2.5 mm²; Push-in CAGE CLAMP®; 2,50 mm²; gray



Item No.: 2202-1761
3-conductor carrier terminal block; with push-button; for DIN-rail 35 x 15 and 35 x 7.5; 2.5 mm²; Push-in CAGE CLAMP®; 2,50 mm²; gray



Item No.: 2002-1861
4-conductor carrier terminal block; for DIN-rail 35 x 15 and 35 x 7.5; 2.5 mm²; Push-in CAGE CLAMP®; 2,50 mm²; gray



Item No.: 2202-1861
4-conductor carrier terminal block; with push-button; for DIN-rail 35 x 15 and 35 x 7.5; 2.5 mm²; Push-in CAGE CLAMP®; 2,50 mm²; gray



Item No.: 2002-2941
Double-deck, double-disconnect terminal block; L/L; for DIN-rail 35 x 15 and 35 x 7.5; 2.5 mm²; Push-in CAGE CLAMP®; 2,50 mm²; gray

1.1.4.3 Double-deck terminal block



Item No.: 2002-2961
Double-deck carrier terminal block; L/L; for DIN-rail 35 x 15 and 35 x 7.5; 2.5 mm²; Push-in CAGE CLAMP®; 2,50 mm²; gray



Item No.: 2002-2963
Double-deck carrier terminal block; L/N; for DIN-rail 35 x 15 and 35 x 7.5; 2.5 mm²; Push-in CAGE CLAMP®; 2,50 mm²; gray



Item No.: 2002-2941
Double-deck, double-disconnect terminal block; L/L; for DIN-rail 35 x 15 and 35 x 7.5; 2.5 mm²; Push-in CAGE CLAMP®; 2,50 mm²; gray

1.1.4.4 Multilevel installation terminal block



Item No.: 2003-6662
Multilevel installation terminal block; with operating slots; 2.5 mm²; Carrier terminal block without knife; L/L/PE; green-yellow lower deck; Push-in CAGE CLAMP®; 2,50 mm²; gray



Item No.: 2003-6661
Multilevel installation terminal block; with operating slots; 2.5 mm²; Carrier terminal block without knife; L/N/PE; Push-in CAGE CLAMP®; 2,50 mm²; gray



Item No.: 2003-6640
Multilevel installation terminal block; with operating slots; 2.5 mm²; Carrier terminal block without knife; N/L/PE; Push-in CAGE CLAMP®; 2,50 mm²; gray



Item No.: 2003-6660
Multilevel installation terminal block; with operating slots; 2.5 mm²; Carrier terminal block without knife; P1/P2/PE; brown upper-deck; black middle-deck; green-yellow lower deck; Push-in CAGE CLAMP®; 2,50 mm²; gray



Item No.: 2003-6643
Multilevel installation terminal block; with operating slots; 2.5 mm²; Carrier terminal block without knife; P2/P1/PE; black upper deck; brown middle deck; green-yellow lower deck; Push-in CAGE CLAMP®; 2,50 mm²; gray

Installation Notes



Using fuse plugs with rail-mount terminal blocks for control circuit protection is highly advantageous because the function and wiring levels are separated:
- No additional cost for assembly and wiring
- No risk of accidental contact with live parts when disconnecting the fuse plug
- The fuse plug is completely separated from the carrier terminal block when replacing a fuse – away from current carrying parts
- The fuse plug can be removed by service personnel
- No unintentional reclosing of the circuit by another person
- Quickly exchange a fuse by using a prepared “stand-by plug“

Fuse plug features for quick and safe applications:
- Optional LED indicates blown fuse.
- Top-of-unit marking slot provides clear carrier terminal block identification.
- Two test slots with touch contacts
- Terminal blocks/plugs provide high-density wiring in a width of just 5.2/6.1 mm.
- May be used as a disconnect plug in combination with a shorting link.



Fuse plug dimensions:
66.1 mm / 2.62 inch for 2002-1661
76.8 mm / 3.02 inch for 2002-1761
87.5 mm / 3.45 inch for 2002-1861
72.9 mm / 2.87 inch for 2002-1961
with inserted fuse plug

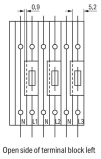

Please note:
The extra width of the plug (6.1 mm compared to 5.2 mm for carrier terminal blocks) must be compensated for with intermediate plates (1 mm) when building an assembly of carrier terminal blocks equipped with fuse plugs.