LITHONIA LIGHTING®

Catalog Number	
Notes	
Type	

FEATURES & SPECIFICATIONS

INTENDED USE — Ideal for a wide variety of low- to medium-height ceiling applications including commercial, retail and hospitality spaces where an open or damp location lensed fixture is required.

CONSTRUCTION — Heavy gauge die formed galvanized steel mounting frame with mechanical trim retention (yoke) ensures secure and flush reflector mounting to ceiling. Attached to frame are vertically adjustable mounting brackets for use with C channels, ½" steel conduit or 16 gauge flat bar hangers included, standard. Frames equipped with galvanized junction box UL Listed for through wire applications. Junction boxes equipped with (2) ¾" and (4) ½" conduit knockouts with pryout slots and removable access doors.

Maximum 1-1/2" ceiling thickness.

OPTICS — Aluminum full reflectors are optically designed to maximize lumen output and to provide superior glare control. Anodized finishes for open reflectors are semi-specular or diffuse in a variety of colors. Polyester powder coat finishes also are available in white.

Lenses are available in clear flat glass, tempered prismatic glass, or polycarbonate to provide optimal visual comfort and improved aesthetics. Lens is recessed 1-1/2 (3.8) from flange.

ELECTRICAL — Electronic ballast with end of lamp life protection standard. Class P thermally protected ballast protects against improper contact with insulation. Minimum starting temperature is 0°F/-18°C.

Rated for #12 AWG conductor thru-branch wiring. Minimum 90° supply wire.

Ground wire provided.

Lamp Socket Base:

DTT 4-pin lamps – 13W (G24Q-1); 18W (G24Q-2); 26W (G24Q-3)

LISTINGS — Fixtures are UL Listed for thru-branch wiring, Non-IC recessed mounting, damp location, and to U.S. and Canadian Safety Standards.

WARRANTY — 1-year limited warranty. Complete warranty terms located at www.acuitybrands.com/CustomerResources/Terms_and_conditions.aspx

NOTE: Actual performance may differ as a result of end-user environment and application. Specifications subject to change without notice.

Compact Fluorescent Downlighting



6" LF6N

OPEN REFLECTOR

Horizontal, 2-Lamp Double Twin-Tube (DTT)

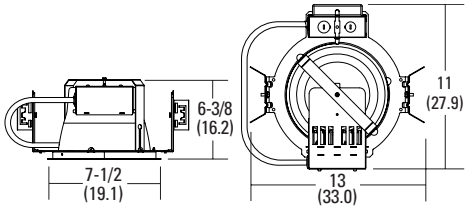

Specifications

Max. height: 6-3/8 (16.2)

Ceiling opening: 7 (17.8)

Overlap trim: 7-1/2 (19.1)

Length: 13 (33.0)

Width: 11 (27.9)

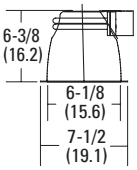

All dimensions are inches (centimeters) unless otherwise indicated.

ORDERING INFORMATION For shortest lead times, configure product using **bolded options.**

Example: LF6N 2/26DTT F6O2AZ MVOLT

LF6N					
Series	**Wattage/Lamp**	**Reflector/Color**	**Lens type**	**Voltage**	**Options[5]**
LF6N	2/13DTT[1] 2/18DTT **2/26DTT**	F6O2 White open **F6O2A** Clear diffuse open **F6O2AZ** Clear semi-specular open F6O2G Gold diffuse open F6O2GZ Gold semi-specular open F6O2PR Pewter diffuse open F6O2WTZ Wheat semi-specular open F6C3BLZ Black specular open cone[2]	**(blank)** No lens CGL Clear glass lens T73 Tempered glass prismatic lens PCL Clear polycarbonate lens	**MVOLT[3]** 120 277 347[4]	ADEZ Advance Mark 10® electronic dimming ballast, 120V or 277V. Must be wattage and voltage specific. Minimum dimming level 5% ADZT Advance Mark 7® electronic 0-10V DC dimming ballast. (120V-277V only.) ECOS Lutron EcoSystem electronic dimming ballast, 120V - 277V. Must be wattage specific. Minimum dimming level 5% **EL** Emergency PSDL3 DL battery pack with integral test switch. Lens removal required before EL testing[6] **ELR** Emergency PSDL3 DL battery pack with remote test switch[6] ELRHL2LP Iota I-162 Emergency battery pack with remote test switch. Operates two 26W CFL lamps in emergency mode with battery back-up in case of power disruption. Average lumen output is 2600[7] GMF Single slow-blow fuse, must specify voltage BDP Ballast disconnect plug (meets codes that require in-fixture disconnect)[4] RIF1 Radio interference filter LBH Less barhangers WLP 35K lamp (shipped separately) TRW White flange

Accessories: Order as separate catalog number.

SCA6	Sloped ceiling adaptor. Degree of slope must be specified (10D, 15D, 20D, 25D, 30D) Ex: SCA6 **10D**.
CTE6	Ceiling thickness extender is used when ceiling thickness is greater than 1-1/2 (3.8). Maximum thickness 2" (5.1 cm).
NPP16 D	nLight® network relay pack with 0-10V dimming. Refer to TN-602. Fixtures must be ordered with ADZT option.
NPP16 D ER	nLight® network relay pack with 0-10V dimming for emergency circuit operation. Refer to TN-602. Fixtures must be ordered with ADZT option.[8]

Notes

1 Not available with ADEZ or ECOS.

2 Not available with CGL, T73 and PCL lens.

3 Electronic multi-volt ballast capable of operating any line voltage from 120-277V, 50 or 60Hz.

4 Not available with EL or ELR.

5 For additional options see www.lithonia.com.

6 Ships standard for 1-lamp operation. For 2-lamp operation, consult installation instructions or factory. Add 3" (7.6) to width and 4-1/2" (11.4) to length.

7 Not recommended for field installation.

8 For use with generator supply EM power. Will require an emergency hot feed and normal hot feed.

6" **LF6N** Horizontal, 2-Lamp Double Twin-Tube (DTT), Open

PHOTOMETRICS

Distribution Curve | **Distribution Data** | **Output Data** | **Coefficient of Utilization** | **Illuminance Data at 30" Above Floor for a Single Luminaire**

LF6N 2/26DTT F6O2AZ MVOLT, (2) Philips PL-C 26W/27SH lamp, 1.2 s/mh, 3600 rated lumens, Test no. 2193120701

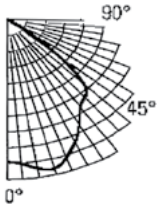

From 0°	cp.	Lumens
0°	887	
5°	903	87
15°	960	269
25°	841	387
35°	666	424
45°	569	424
55°	144	162
65°	7	9
75°	1	2
85°	0	1
90°	0	

Zone	Lumens	%lamp
0°-30°	741	20.60
0°-40°	1165	32.36
0°-60°	1750	48.62
0°-90°	1759	48.89
90°-180°	0	0.00
0°-180°	1759	48.89*

*Total Efficiency

rf	80%		20%		30%	
rc	50%	30%	50%	30%	50%	30%
rw						
1	54	52	53	51	51	50
2	50	48	49	47	47	46
3	46	43	45	42	44	42
4	42	39	41	39	40	38
5	39	35	38	35	37	35
6	35	32	35	32	34	31
7	32	29	32	29	31	28
8	29	26	29	26	29	26
9	27	23	27	23	26	23
10	25	21	24	21	24	21

98.8°

Mount height	Initial fc at beam center	50% Beam angle 58.6° Beam diameter	50% Beam angle 58.6° fc at beam edge	10% Beam angle Beam diameter	10% Beam angle fc at beam edge
8′	29.3	6.7	14.7	13.8	2.9
10′	15.8	9.1	7.9	18.8	1.6
12′	9.8	11.5	4.9	23.8	1.0
14′	6.7	13.9	3.4	28.8	.7
16′	4.9	16.4	2.4	33.8	.5

LF6N 2/26DTT F6O2AZ CGL MVOLT, (2) 26W DTT Lamps, 1825 rated lumens per lamp, 1.1 s/mh, Test No. LTL15100

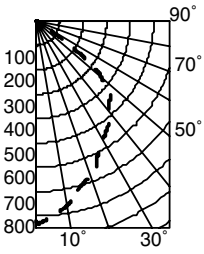

	0°
0°	818
5°	804
15°	710
25°	618
35°	531
45°	447
55°	195
65°	16
75°	6
85°	1
90°	0

Zone	Lumens	% Lamp
0° - 30°	664	18.2
0° - 40°	1041	28.5
0° - 60°	1556	42.6
0° - 90°	1576	43.2
90° - 180°	0	0.0
0° - 180°	1576	43.2

Efficiency: 43.2%

pf	20%					
pc	80%		70%		50%	
pw	50%	30%	50%	30%	50%	30%
0	51	51	50	50	48	48
1	47	46	46	45	44	43
2	43	40	42	40	40	39
3	39	36	38	36	37	35
4	35	32	35	32	34	31
5	32	29	32	29	31	28
6	29	26	29	26	28	25
7	27	24	27	23	26	23
8	25	22	24	21	24	21
9	23	20	23	20	22	19
10	21	18	21	18	21	18

Task Height: 2.5ft.

Mtg Ht	Inital fc Center Beam	50% beam - 61.4° Diameter	50% beam - 61.4° fc	10% beam - 101.9° Diameter	10% beam - 101.9° fc
8	27.0	7	14	14	3
10	14.5	9	7	19	1
12	9.1	11	5	23	1
14	6.2	14	3	28	1
16	4.5	16	2	33	0

LF6N 2/26DTT F6O2AZ T73 MVOLT, (2) 26W DTT Lamps, 1825 rated lumens per lamp, 1.1 s/mh, Test No. LTL15101

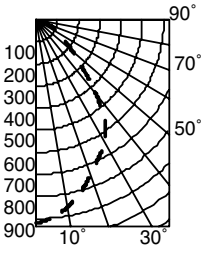

	0°
0°	915
5°	897
15°	808
25°	693
35°	563
45°	310
55°	168
65°	89
75°	51
85°	3
90°	0

Zone	Lumens	% Lamp
0° - 30°	667	18.3
0° - 40°	996	27.3
0° - 60°	1334	36.5
0° - 90°	1445	39.6
90° - 180°	0	0.0
0° - 180°	1445	39.6

Efficiency: 39.6%

pf	20%					
pc	80%		70%		50%	
pw	50%	30%	50%	30%	50%	30%
0	47	47	46	46	44	44
1	43	41	42	41	40	39
2	39	37	38	36	37	35
3	35	32	34	32	33	31
4	32	29	31	29	30	28
5	29	26	29	26	28	26
6	27	24	26	24	26	23
7	25	22	24	22	24	21
8	23	20	23	20	22	20
9	21	18	21	18	21	18
10	20	17	20	17	19	17

Task Height: 2.5ft.

Mtg Ht	Inital fc Center Beam	50% beam - 58.2° Diameter	50% beam - 58.2° fc	10% beam - 90.9° Diameter	10% beam - 90.9° fc
8	30.2	6	15	11	3
10	16.3	8	8	15	2
12	10.1	11	5	19	1
14	6.9	13	3	23	1
16	5.0	15	3	27	1

LITHONIA LIGHTING®
An AcuityBrands Company

DOWNLIGHTING: One Lithonia Way, Conyers, GA 30012 Phone: 800-315-4935 Fax: 770-860-3129 www.lithonia.com
© 2009-2017 Acuity Brands Lighting, Inc. All rights reserved. Rev. 03/28/17