# Product data sheet

Specifications



## Pilot light, Harmony XB4,metal, red, 22mm, universal LED, plain lens, 110…120V AC

XB4BVG4

**Product availability: Stock - Normally stocked in distribution facility**
**Important message: A change in appearance may be noted on the product but does not affect its use in terms of function and safety. This makes it compatible with our Universal LED blocks**

## Main

| | |
|---|---|
| **Range of Product** | Harmony XB4 |
| **Product or Component Type** | Pilot light |
| **Device short name** | XB4 |
| **Bezel material** | Chromium plated metal |
| **Fixing collar material** | Zamak |
| **Mounting diameter** | 0.9 in (22.5 mm) |
| **Head type** | Standard |
| **Sale per indivisible quantity** | 1 |
| **Shape of signaling unit head** | Round |
| **Cap/operator or lens colour** | Red |
| **Operator additional information** | With plain lens |
| **Light source** | Universal LED |
| **Bulb base** | Integral LED |
| **Light source colour** | Red |
| **[Us] rated supply voltage** | 110...120 V AC 50/60 Hz |

## Complementary

| | |
|---|---|
| **Height** | 1.9 in (47 mm) |
| **Width** | 1.2 in (30 mm) |
| **Depth** | 2.1 in (54 mm) |
| **Terminals description ISO n°1** | (X1-X2)PL |
| **Product Weight** | 0.18 lb(US) (0.08 kg) |
| **Resistance to high pressure washer** | 1015.3 psi (7000000 Pa) 131 °F (55 °C) 0.1 m |
| **Connections - terminals** | Screw clamp terminals, <= 2 x 1.5 mm² with cable end IEC 60947-1<br>Screw clamp terminals, 1 x 0.22...2 x 2.5 mm² without cable end IEC 60947-1 |
| **[Ui] rated insulation voltage** | 250 V 3)IEC 60947-1 |
| **[Uimp] rated impulse withstand voltage** | 4 kV IEC 60947-1 |
| **Signalling type** | Steady |
| **Current Consumption** | 14 mA |
| **Service life** | 100000 h at rated voltage and 25 °C |

Price is “List Price” and may be subject to a trade discount – check with your local distributor or retailer for actual price.

Disclaimer: This documentation is not intended as a substitute for and is not to be used for determining suitability or reliability of these products for specific user applications

| | |
|---|---|
| **Surge withstand** | 1 kV IEC 61000-4-5 |
| **Device presentation** | Complete product |
| **Supply voltage limits** | 100…132 V AC |

## Environment

| | |
|---|---|
| **Protective treatment** | TH |
| **Ambient Air Temperature for Storage** | -40…158 °F (-40…70 °C) |
| **Ambient Air Temperature for Operation** | -40…158 °F (-40…70 °C) |
| **Electrical shock protection class** | Class I conforming to IEC 60536 |
| **IP degree of protection** | IP66 IEC 60529<br>IP67<br>IP69<br>IP69K |
| **Enclosure Type** | UL type 4X/13 |
| **IK degree of protection** | IK06 conforming to IEC 50102 |
| **Standards** | IEC 60947-5-5<br>JIS C8201-5-1<br>IEC 60947-5-1<br>CSA C22.2 No 14<br>IEC 60947-5-4<br>UL 508<br>IEC 60947-1<br>JIS C8201-1 |
| **Product Certifications** | UL Listed<br>CSA |
| **Vibration resistance** | 5 gn (f= 12…500 Hz) conforming to IEC 60068-2-6 |
| **Shock resistance** | 30 gn 18 ms) half sine wave acceleration IEC 60068-2-27<br>50 gn 11 ms) half sine wave acceleration IEC 60068-2-27 |
| **Resistance to fast transients** | 2 kV IEC 61000-4-4 |
| **Resistance to electromagnetic fields** | 9.1 V/m (10 V/m) IEC 61000-4-3 |
| **Resistance to electrostatic discharge** | 6 kV on contact (on metal parts) IEC 61000-4-2<br>8 kV in free air (in insulating parts) IEC 61000-4-2 |
| **Electromagnetic emission** | Class B IEC 55011 |

## Ordering and shipping details

| | |
|---|---|
| **Category** | US10CS222468 |
| **Discount Schedule** | 0CS2 |
| **GTIN** | 3389110891973 |
| **Returnability** | Yes |
| **Country of origin** | FR |

## Packing Units

| | |
|---|---|
| **Unit Type of Package 1** | PCE |
| **Nbr. of units in pkg.** | 1 |
| **Package 1 Height** | 3.465 in (8.800 cm) |
| **Package 1 Width** | 1.339 in (3.400 cm) |
| **Package 1 Length** | 2.126 in (5.400 cm) |

| | |
|---|---|
| **Package weight(Lbs)** | 2.787 oz (79.000 g) |
| **Unit Type of Package 2** | BB1 |
| **Number of Units in Package 2** | 5 |
| **Package 2 Height** | 3.465 in (8.800 cm) |
| **Package 2 Width** | 1.339 in (3.400 cm) |
| **Package 2 Length** | 10.433 in (26.500 cm) |
| **Package 2 Weight** | 13.933 oz (395.000 g) |
| **Unit Type of Package 3** | S03 |
| **Number of Units in Package 3** | 150 |
| **Package 3 Height** | 11.811 in (30.000 cm) |
| **Package 3 Width** | 11.811 in (30.000 cm) |
| **Package 3 Length** | 15.748 in (40.000 cm) |
| **Package 3 Weight** | 26.954 lb(US) (12.226 kg) |

## Contractual warranty

| | |
|---|---|
| **Warranty (in months)** | 18 |

## Environmental Data

Schneider Electric aims to achieve Net Zero status by 2050 through supply chain partnerships, lower impact materials, and circularity via our ongoing “Use Better, Use Longer, Use Again” campaign to extend product lifetimes and recyclability.

Environmental Data explained >

How we assess product sustainability >

### Environmental footprint

| | |
|---|---|
| Total lifecycle Carbon footprint | **2 kg CO2 eq.** |
| Carbon footprint of the manufacturing phase [A1 to A3] | **0.6 kg CO2 eq.** |
| Carbon footprint of the distribution phase [A4] | **0 kg CO2 eq.** |
| Carbon footprint of the installation phase [A5] | **0 kg CO2 eq.** |
| Carbon footprint of the use phase [B2, B3, B4, B6] | **0.7 kg CO2 eq.** |
| Carbon footprint of the end-of-life phase [C1 to C4] | **0.2 kg CO2 eq.** |

## Use Better

### Materials and Substances

| | |
|---|---|
| Average percentage of recycled plastic content | **36 %** |
| Average percentage of recycled metal content | **17 %** |
| Packaging made with recycled cardboard | **Yes** |
| Packaging without single use plastic | **Yes** |
| SCIP Number | **3d14fd98-3859-4733-a5ee-a3016769973c** |
| EU RoHS Directive | **Compliant By Exemption** |
| REACh Regulation | **Reference contains Substances of Very High Concern above the threshold** |
| California proposition 65 | **WARNING: This product can expose you to chemicals including: Lead and lead compounds, which is known to the State of California to cause cancer and birth defects or other reproductive harm. For more information go to www.P65Warnings.ca.gov** |

## Use Longer

### Lifetime extension

| | |
|---|---|
| Repair | **No** |
| Product repairability index | **A** |

## Use Again

### Repack and remanufacture

| | |
|---|---|
| Circularity Profile | **End of Life Information** |
| Take-back | **No** |
| WEEE Label | **The product must be disposed on European Union markets following specific waste collection and never end up in rubbish bins.** |

Dimensions Drawings

## Dimensions

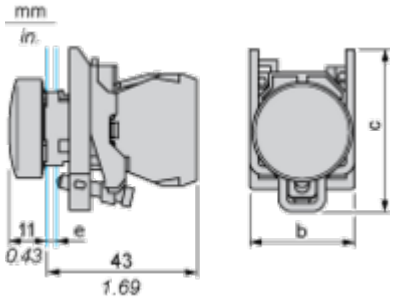


**e :** clamping thickness: 1 to 6 mm / 0.04 to 0.24 in.
**b :** 30 mm / 1.18 in.
**c :** 46.5 mm / 1.83 in.

## Mounting and Clearance

### Panel Cut-out for Pushbuttons, Switches and Pilot Lights (Finished Holes, Ready for Installation)

| Connection by Screw Clamp Terminals or Plug-in Connectors or on Printed Circuit Board | Connection by Faston Connectors |
|---|---|
| 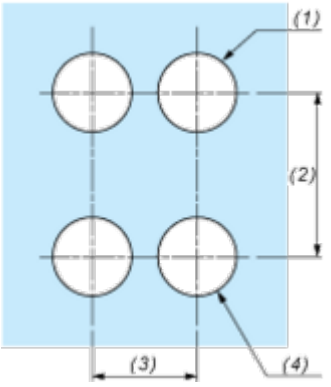 | 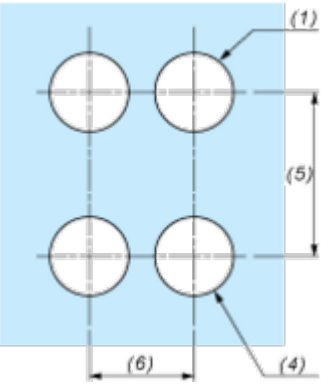 |

**(1)** Diameter on finished panel or support
**(2)** 40 mm min. / 1.57 in. min.
**(3)** 30 mm min. / 1.18 in. min.
**(4)** Ø 22.5 mm / 0.89 in. recommended (Ø 22.3 mm $_{0}^{+0.4}$ / 0.88 in. $_{0}^{+0.016}$)
**(5)** 45 mm min. / 1.78 in. min.
**(6)** 32 mm min. / 1.26 in. min.

Technical Illustration

**Dimensions**

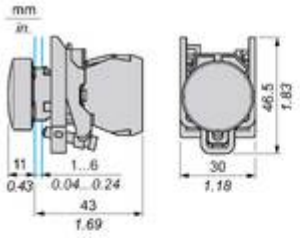


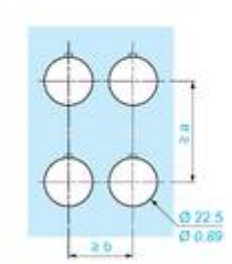


| | | a (mm) | a (in.) | b (mm) | b (in.) |
|---|---|---|---|---|---|
| ZBE●●●●● | ZBV●●●● | 40 | 1.57 | 30 | 1.18 |
| ZBE●●●●●3 | ZBV●●●●3 | 45 | 1.77 | 32 | 1.26 |
| ZBE●●●●●4 | ZBV●●●●4 | 40 | 1.57 | 30 | 1.18 |
| ZBE●●●●●5 | ZBV●●●●5 | 50 | 1.97 | 30 | 1.18 |
| ZBE●●●●●9 | ZBV●●●●9 | 40 | 1.57 | 30 | 1.18 |
| ZBRT● | ZBRV1 | 40 | 1.57 | 30 | 1.18 |

Offer Marketing Illustration

**Product benefits / Features**

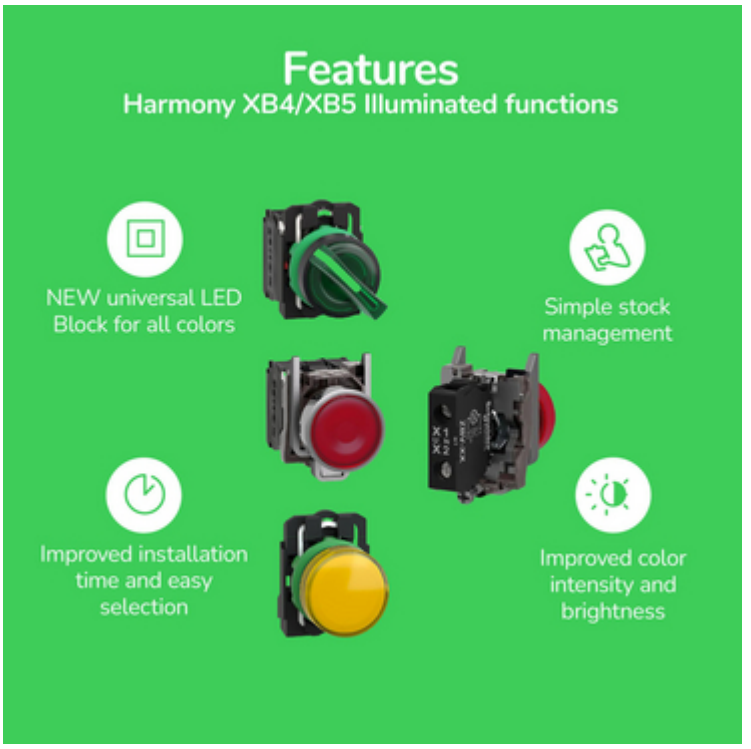

Offer Marketing Illustration

**Product benefits / Features**

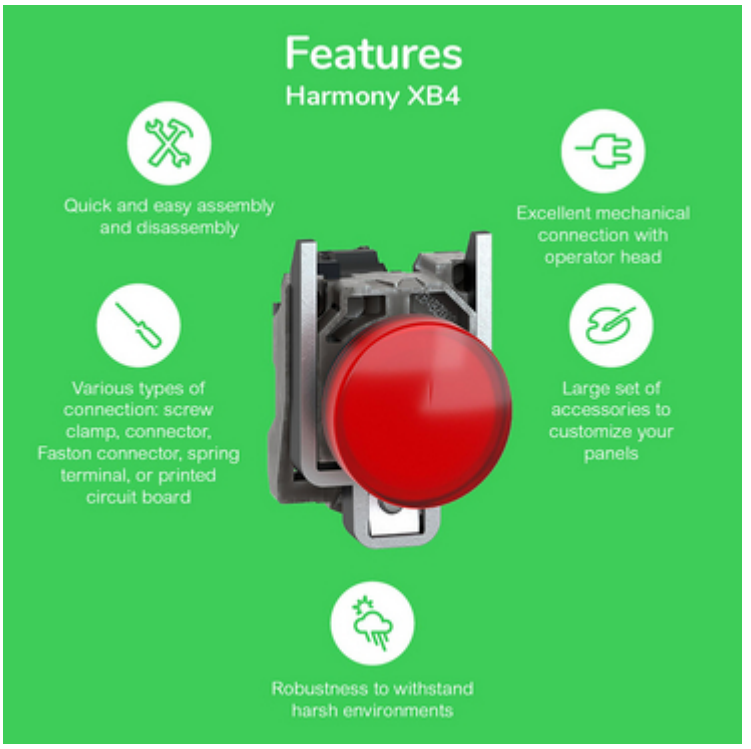

Offer Marketing Illustration

**Product benefits / Features**



Image of product / Alternate images

**Alternative**







ZBV-XX




Schneider Electric
ZBV-XX
X1
XX V
DEL
XX mA
X2



