# ASI-67FF●●●

**Digital interface, IP67, AS-Interface / Interface 4 voies, Tout ou Rien, IP67, AS-Interface / Binäre Schnittstelle, IP67, AS-Interface / Interfaz Todo o Nada, IP67, AS-Interface / Interfaccia tutto o niente, IP67, AS-Interface / Interface Tudo ou Nada, IP67, AS-Interface**

**ASI-FFB02**

**ASI-FFB01**

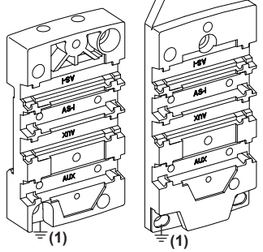





**ASI-FFP..**

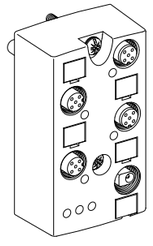

NEW

| | |
|---|---|
| ASIME2I2O□ + ASIB4VM12□ | = ASI67FFP22D + ASI67FFB02 |
| ASIME2I2OE□ + ASIB4VM12□ | = ASI67FFP22E + ASI67FFB02 |
| ASIME4I□ + ASIB4VM12□ | = ASI67FFP40D + ASI67FFB02 |
| ASIME4IE□ + ASIB4VM12□ | = ASI67FFP40E + ASI67FFB02 |
| ASIME4O□ + ASIB4VM12□ | = ASI67FFP04A + ASI67FFB02 |
| XZSCA44D21□□ | = ASI67FFP44A + ASI67FFB03 |
| XZSDA04D32□ + XZSDE1133□ | = ASI67FFP04A + ASI67FFB01 |
| XZSDA22D32□ + XZSDE1133□ | = ASI67FFP22A + ASI67FFB01 |
| XZSDA40D3□ + XZSDE1113□ | = ASI67FFP40A + ASI67FFB01 |
| XZSDA40D3□ + XZSDE1133□ | = ASI67FFP40A + ASI67FFB01 |
| ASIDCPACC3□□ □ | = ASI67FACC1 |
| XZLG102□ □ | = ASI67FACC1 |

**(1)** For grounding all no. 5 terminals / Pour raccordement de toutes les bornes 5 à la terre / Zum Anschluss aller Klemmen der Pos. 5 an die Erde / Para la conexión a tierra de todos los bornes 5 / Per la connessione a terra di tutti i morsetti 5 / Para ligação de todos os terminais 5 à terra

**Dimensions / Encombrements / Abmessungen / Dimensiones / Dimensioni / Dimensões**

**ASI-FFP.. + ASI-FFB01**

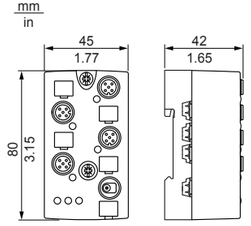


**ASI-FFP.. + ASI-FFB02**

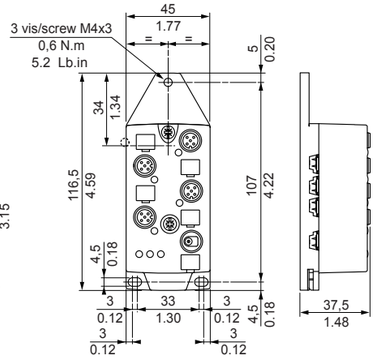


## ⚠ WARNING/ADVERTENCIA/ATTENTION

**Unintentional equipment operation.**

The application of this product requires expertise in design and programming of control system. Only persons with such expertise should be allowed to program, install and apply this product.

**Failure to follow this instruction can result in death, serious injury or equipment damage.**

**Funzionamento non intenzionale dell'attrezzatura**

L'utilizzo di questo prodotto esige la conoscenza approfondita della concezione e della programmazione dei sistemi di comando. Soltanto delle persone in possesso di tali conoscenze possono essere abilitate a programmare, installare, modificare e utilizzare questo prodotto

**Si no se respetase esta advertencia se podría producir la muerte, heridas graves o el deterioro del equipamiento.**

**Fonctionnement non intentionnel de l'équipement.**

L'utilisation de ce produit exige la maîtrise de la conception et de la programmation des systèmes de commande. Seules des personnes possédant cette maîtrise peuvent être habilitées à programmer, installer, modifier et utiliser ce produit.

**La non observation de cet avertissement peut entraîner la mort, des blessures sérieuses ou la détérioration de l'équipement.**

**Mounting of connection bases according to cable direction / Montage des embases selon le sens du câble / Montage der Steckverbinder je nach Kabelrichtung / Montaje de los conectores según el sentido del cable / Montaggio dei connettori di base secondo la direzione del cavo / Montagem dos suportes em função do sentido do cabo**

**IP67**

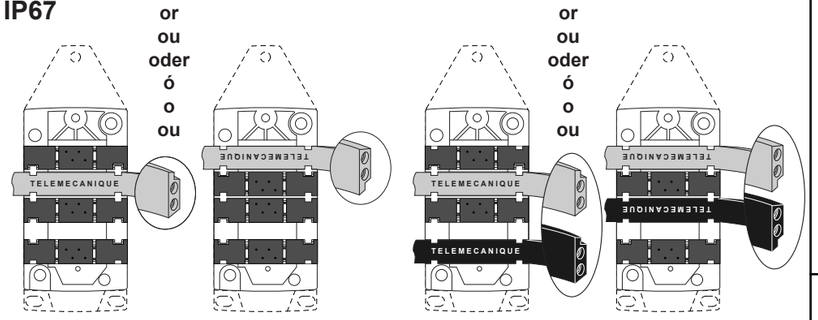


**Providing a bypass with the connection bases / Réalisation d'une dérivation avec les embases / Ableitung mit den Steckverbindern / Realización de una derivación con los conectores / Realizzazione di una derivazione con i connettori di base / Realização de uma derivação com os suportes**

**⚠ IP54**

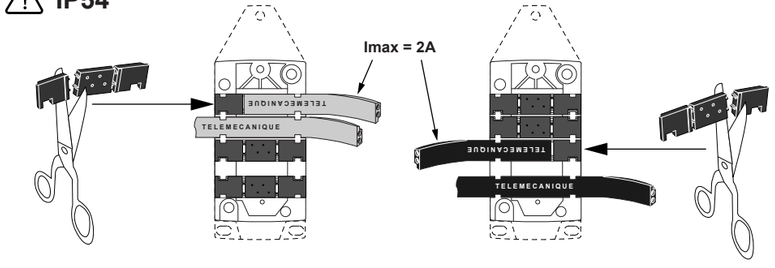


**Use on line end**
**Utilisation en fin de ligne**
**Verwendung am Ende der Leitung**
**Utilización al final de la línea**
**Utilizzo a fine linea**
**Utilização em fim de linha**

**⚠ IP54**

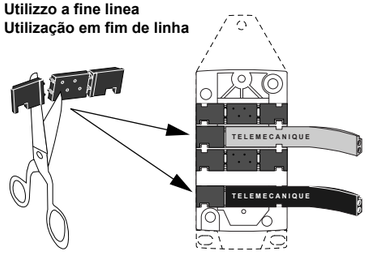


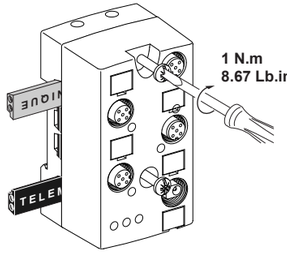


**Connection of sensors/actuators / Raccordement des capteurs/actionneurs / Anschluss der Fühler/Schalter / Conexión de los captores/actuadores / Collegamento dei sensori/azionatori / Ligação dos sensores/actuadores**

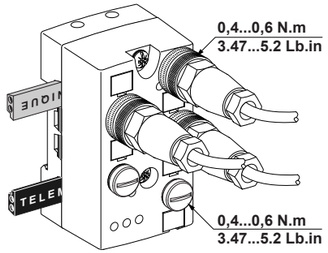


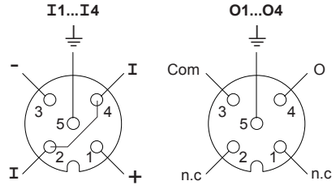


**For sensors with an alarm output / Pour capteurs avec sortie "Alarme" / Für Fühler mit Alarmausgang / Para captores con salida de alarma / Per sensori con uscita allarme / Para sensores com saída alarme**

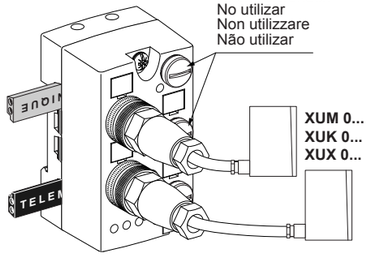


**ASI FFP40EY**

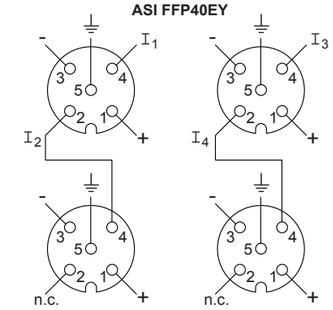


**Addressing**
**Adressage**
**Adresse**
**Direccionamiento**
**Indirizzamento**
**Endereçamento**

**ASITERV2/XZMC11**

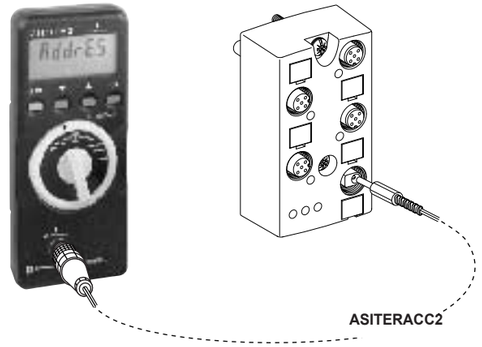

**LED displays**
**Affichages DEL**
**LED-Anzeigen**
**Visualizaciones LED**
**Visualizzazione LED**
**Indicadores LED**

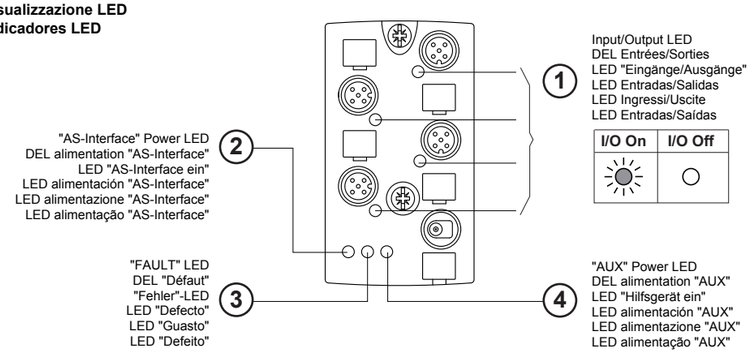


| LED | ② "ASi PWR" GN | ③ "FAULT" RD | ④ "AUX PWR" GN |
|---|---|---|---|
| ○ | Voltage absent or polarity reversed on the AS-Interface line<br>Absence tension ou inversion de polarité sur la ligne AS-Interface<br>Spannung nicht vorhanden oder Verpolung auf der AS-Interface-Leitung<br>Ausencia de tensión o inversión de la polaridad en la línea AS-Interface<br>Assenza di tensione o inversione di polarità sulla linea AS-Interface<br>Ausência de tensão ou inversão de polaridade na linha AS-Interface | Normal operation<br>Fonctionnement normal<br>Normaler Betrieb<br>Funcionamiento normal<br>Funzionamento normale<br>Funcionamento normal | Voltage absent or polarity reversed on the Auxiliary line<br>Absence tension ou inversion de polarité sur la ligne Auxiliaire<br>Spannung nicht vorhanden oder Verpolung auf der Hilfsleitung<br>Ausencia de tensión o inversión de la polaridad en la línea auxiliar<br>Assenza tensione o inversione di polarità sulla linea Ausiliaria<br>Ausência de tensão ou inversão de polaridade na linha Auxiliar |
| ☼ | Normal operation<br>Fonctionnement normal<br>Normaler Betrieb<br>Funcionamiento normal<br>Funzionamento normale<br>Funcionamento normal | ASInterface Exchange fault **(1)**<br>Défault échange AS-Interface<br>AS-Interface Fehler "Austausch"<br>Defecto intercambio AS-Interface<br>Guasto scambio AS-Interface<br>Defeito intercâmbio AS-Interface | Normal operation<br>Fonctionnement normal<br>Normaler Betrieb<br>Funcionamiento normal<br>Funzionamento normale<br>Funcionamento normal |
| ◐ **ASI67FFP••E•**<br>**ASI67FFP••D•** | | Sensor supply overload or short-circuit output<br>Sortie en court-circuit ou surcharge alimentation capteurs<br>Kurzschluss im Ausgang oder Überlastung von Stromzufuhr Fühler<br>Salida en cortocircuito o sobrecarga alimentación captores<br>Uscita in corto circuito o sovraccarico alimentazione sensori<br>Saída em curto-circuito ou sobrecarga alimentação sensores | |

**(1)**
- Unconnected product on AS-i
- Cable cut
- Unconnected master
- Module address = 0

- Produkt nicht mit ASi- Netz verbunden
- Kabel durchtrennen
- Master ist nicht angeschlossen
- Modul Adresse = 0

- Prodotto non collegato su AS-i
- Cavo tagliato
- Master non collegato
- Indirizzo del modulo = 0

- Produit non raccordé sur AS-i
- Câble coupé
- Maitre non raccordé
- Adresse du module = 0

- Producto no conectado sobre AS-i
- Cable cortado
- Maestro no conectado
- Dirección del módulo = 0

- Produto não ligado ao AS-i
- Cabo cortado
- Mestre não ligado
- Endereço do módulo = 0

**Connection / Raccordement / Anschluss / Conexión / Collegamento / Ligações**

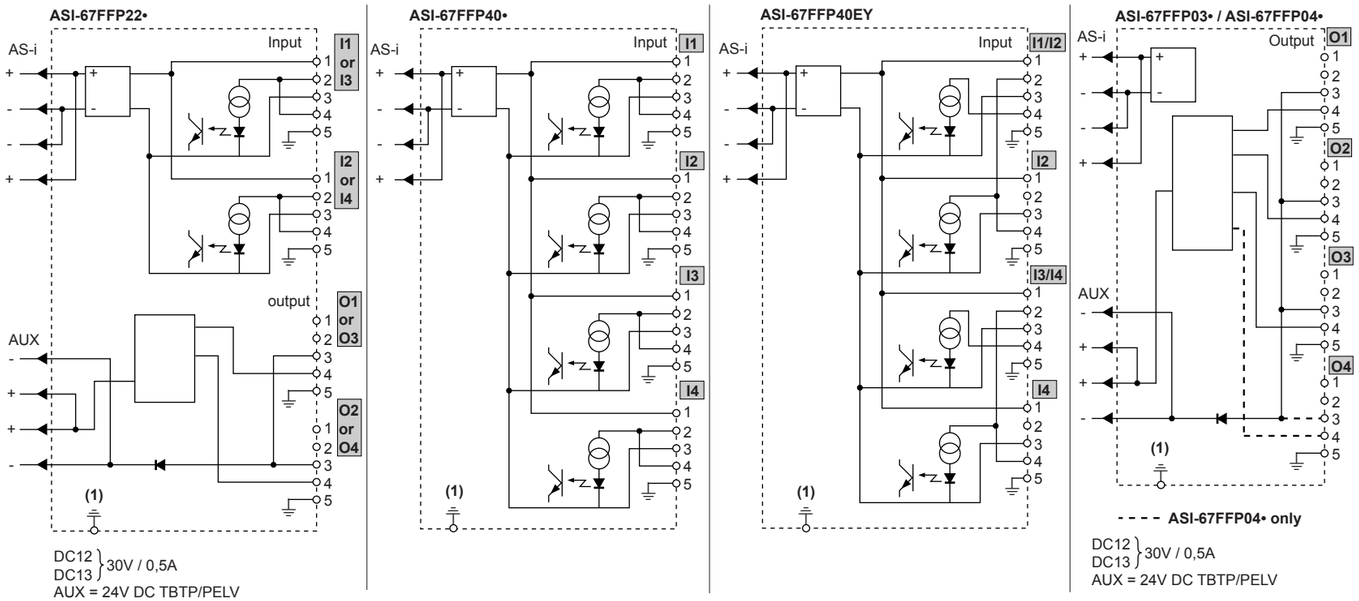


**(1)** For grounding all no. 5 terminals / Pour raccordement de toutes les bornes 5 à la terre / Zum Anschluss aller Klemmen der Pos. 5 an die Erde / Para la conexión a tierra de todos los bornes 5 / Per la connessione a terra di tutti i morsetti 5 / Para ligação de todos os terminais 5 à terra

Current available for sensor supply / Courant disponible pour alimentation capteur / Verfügbarer Strom für Einspeisung der Fühler / Corriente disponible para alimentación captores
Corrente disponibile per alimentazione sensori / Corrente disponível para alimentação sensores : **Imax = 200 mA (< 40°C), 150 mA (40°C...70°C), 100 mA (ASI-67FFP22●)**

**Programming / Programmation / Programmierung / Programando / Programmandosi / Programando**

| | profil (I/0 code, ID code, ID1, ID2) |
|---|---|
| **ASI-67FFP40A** | S.0.0.F.F |
| **ASI-67FFP22A** | S.3.0.F.F |
| **ASI-67FFP04A** | S.8.0.F.F |
| **ASI-67FFP40D** | S.0.0.F.E |
| **ASI-67FFP22D** | S.3.0.F.E |
| **ASI-67FFP04D** | S.8.0.F.E |
| **ASI-67FFP40E** | S.0.A.7.0 |
| **ASI-67FFP40EY** | S.0.A.7.2 |
| **ASI-67FFP22E** | S.B.A.7.0 |
| **ASI-67FFP03E** | S.8.A.7.0 |

Data bits : / Bits de données : / Datenbits : / Bits de datos : / Bit di dati : / Bits de datos

| ASI67FFP40A/40D | ASI67FFP22A/22D | ASI67FFP22E | ASI67FFP04A/04D | ASI67FFP03E | (1) | 1 | 2 | 3 | 4 | 5 |
|---|---|---|---|---|---|---|---|---|---|---|
| | | | | | | + | D0 | - | D0 | |
| X | X | | | | **I1** | + | D0 | - | D0 | |
| X | X | | | | **I2** | + | D1 | - | D1 | |
| X | | X | | | **I3** | + | D2 | - | D2 | |
| X | | X | | | **I4** | + | D3 | - | D3 | ⏚ |
| | | X | X | X | **O1** | | | - | D0 | |
| | | X | X | X | **O2** | | | - | D1 | |
| | X | | X | X | **O3** | | | - | D2 | |
| | X | | X | | **O4** | | | - | D3 | |

| ASI67FFP40EY | (1) | 1 | 2 | 3 | 4 | 5 |
|---|---|---|---|---|---|---|
| | | + | D1 | - | D0 | |
| X | **I1/I2** | + | | - | D1 | ⏚ |
| X | **I2** | + | | - | D1 | |
| X | **I3/I4** | + | D3 | - | D2 | |
| X | **I4** | + | | - | D3 | |

(1) : Connector label / Repère connecteur / Steckerbeschriftung /
Referencia de conector / Riferimento connettore / Referência do conector

**Examples for input connection**
**Exemples de raccordement des entrées**
**Beispiel für den Anschluss der Eingänge**
**Ejemplos de conexión de las entradas**
**Esempi di collegamento degli ingressi**
**Exemplos de ligação das entradas**

**ASI-67FFP•••**

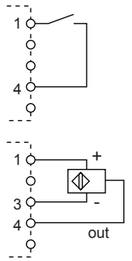


**ASI-67FFP40EY**

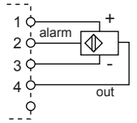


**Examples of output connection**
**Exemples de raccordement des sorties**
**Beispiel für den Anschluss der Ausgänge**
**Ejemplos de conexión de las salidas**
**Esempi di collegamento delle uscite**
**Exemplos de ligação das saídas**

