Product data sheet
Characteristics

QO320L100GNYC
Load center, QO, 3 phase, 20 spaces, 20 circuits, 100A convertible main lugs, NEMA1, grnd bar, UL, NYC current density



Main

Marketing Trade Name	QO
Product	Load Center
Cover type	Order separately

Complementary

Tightening torque	Main lugs 50 lb.in, AWG 6...AWG 1, aluminium/copper Cover 20 lb.in
Load Center Type	Main lugs
Line Rated Current	100 A
Number of spaces	20
Short Circuit Current Rating	65 kA
Maximum Number of Single Pole Circuits	20
Maximum Number of Tandem Breakers	0
Number of Phases	3 phase
Wire Size	AWG 4...AWG 2/0 aluminium/copper
Grounding Bar	Grounding bar included (not installed)
Electrical connection	Lugs
Wiring configuration	4-wire 3-wire
Busbar Material	Tin plated copper busbar
Enclosure Material	Welded sheet steel
Cover Finish	Baked enamel Gray
Box number	7
Maximum Height	20.91 in (531 mm)
Maximum Width	14.25 in (362 mm)
Maximum Depth	37.36 in (949 mm)

Environment

Enclosure Rating	NEMA 1 indoor
Ambient air temperature for operation	23 °F (-5 °C) 104 °F (40 °C)
Product certifications	UL Listed

Ordering and shipping details

Category	00011 - QO 3PH LOAD CENTER,INDOOR
Discount Schedule	DE3
GTIN	00785901295051
Nbr. of units in pkg.	1
Package weight(Lbs)	12.86 lb(US) (5.83 kg)

The information provided in this documentation contains general descriptions and/or technical characteristics of the performance of the products contained herein.
This documentation is not intended as a substitute for and is not to be used for determining suitability or reliability of these products for specific user applications.
It is the duty of any such user or integrator to perform the appropriate and complete risk analysis, evaluation and testing of the products with respect to the relevant specific application or use thereof.
Neither Schneider Electric Industries SAS nor any of its affiliates or subsidiaries shall be responsible or liable for misuse of the information contained herein.

Returnability	Yes
Country of origin	US

Offer Sustainability

EU RoHS Directive	Under investigation

Contractual warranty

Warranty	18 months

Approximate Dimensions

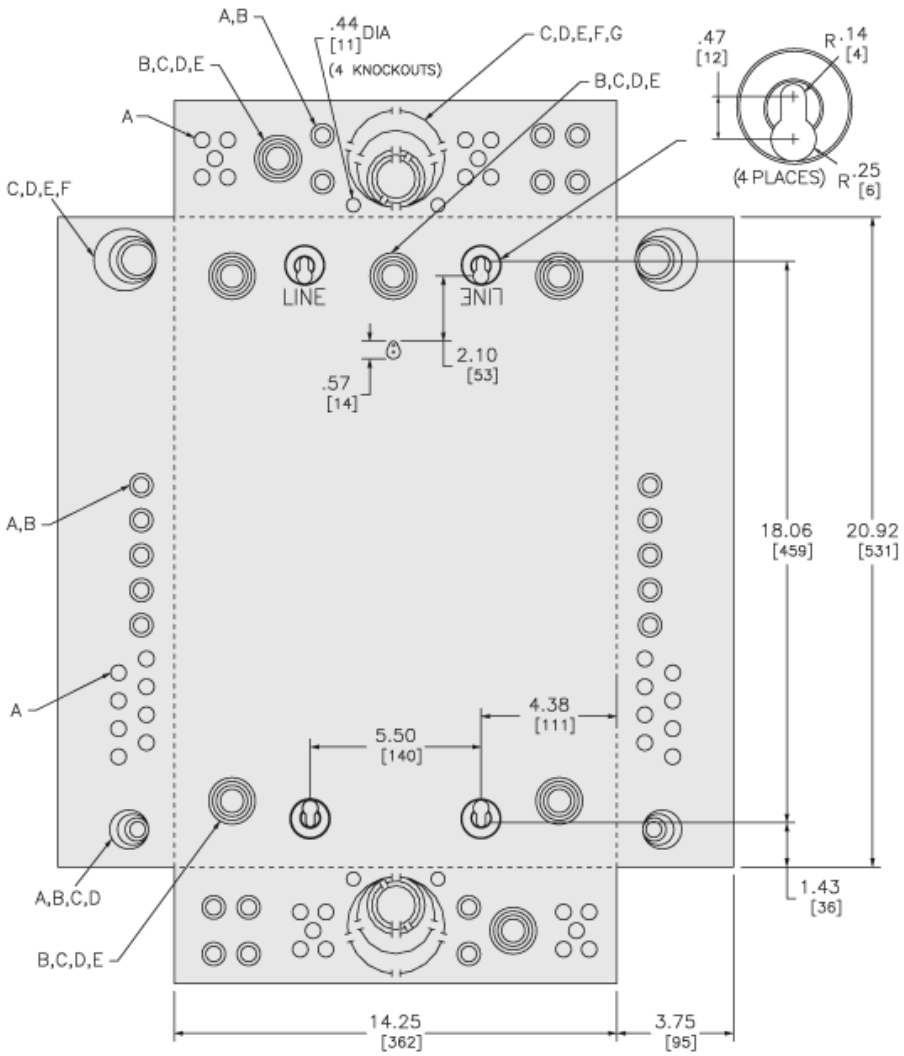

KNOCKOUTS		
SYMBOL	CONDUIT SIZE	
	IN	MM
A	.50	13
B	.75	19
C	1.00	25
D	1.25	32
E	1.50	38
F	2.00	51
G	2.50	64

Connections and Wiring Diagrams

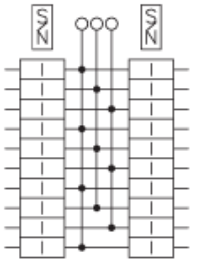

QO320L125G
QO320L100GNYC

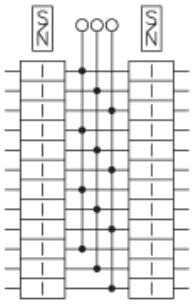

QO324L125G