Product data sheet

Specifications



servo motor BSH, Lexium 05, 3.4N.m, 2500rpm, 100mm, keyed shaft, Sincos multi turn, without brake, IP50

BSH1002P12A2A

Product availability: Non-Stock - Not normally stocked in distribution facility

Main

Device short name	BSH
Product or Component Type	Servo motor
Maximum mechanical speed	6000 rpm
Continuous stall torque	39.8 lbf.in (4.5 N.m) LXM15LD21M3, 230 V, single phase 30.09 lbf.in (3.4 N.m) LXM15LD13M3, 230 V, three phase 30.09 lbf.in (3.4 N.m) LXM15LD10N4, 230 V, three phase 30.09 lbf.in (3.4 N.m) LXM15LD10N4, 400 V, three phase 30.09 lbf.in (3.4 N.m) LXM15LD10N4, 480 V, three phase 51.3 lbf.in (5.8 N.m) LXM15LD17N4, 400 V, three phase 51.3 lbf.in (5.8 N.m) LXM15LD17N4, 480 V, three phase 51.3 lbf.in (5.8 N.m) LXM15LD21M3, 230 V, three phase 48.7 lbf.in (5.5 N.m) LXM05AD17M3X, 200...240 V, three phase 48.7 lbf.in (5.5 N.m) LXM05AD22N4 6 A, 380...480 V, three phase 48.7 lbf.in (5.5 N.m) LXM05AD28M2 6 A, 200...240 V, single phase 48.7 lbf.in (5.5 N.m) LXM05BD17M3X, 200...240 V, three phase 48.7 lbf.in (5.5 N.m) LXM05BD22N4, 380...480 V, three phase 48.7 lbf.in (5.5 N.m) LXM05BD28M2, 200...240 V, single phase 48.7 lbf.in (5.5 N.m) LXM05CD17M3X, 200...240 V, three phase 48.7 lbf.in (5.5 N.m) LXM05CD22N4, 380...480 V, three phase 48.7 lbf.in (5.5 N.m) LXM05CD28M2, 200...240 V, single phase 51.3 lbf.in (5.8 N.m) LXM32.D18N4 6 A, 400 V, three phase 51.3 lbf.in (5.8 N.m) LXM32.D18N4 6 A, 480 V, three phase
Peak stall torque	83.11 lbf.in (9.39 N.m) LXM15LD21M3, 230 V, single phase 49.6 lbf.in (5.6 N.m) LXM15LD13M3, 230 V, three phase 70.8 lbf.in (8 N.m) LXM15LD10N4, 230 V, three phase 70.8 lbf.in (8 N.m) LXM15LD10N4, 400 V, three phase 70.8 lbf.in (8 N.m) LXM15LD10N4, 480 V, three phase 107.36 lbf.in (12.13 N.m) LXM15LD17N4, 400 V, three phase 107.36 lbf.in (12.13 N.m) LXM15LD17N4, 480 V, three phase 130.90 lbf.in (14.79 N.m) LXM15LD21M3, 230 V, three phase 99.39 lbf.in (11.23 N.m) LXM05AD17M3X, 200...240 V, three phase 123.20 lbf.in (13.92 N.m) LXM05AD22N4 6 A, 380...480 V, three phase 141.6 lbf.in (16 N.m) LXM05AD28M2 6 A, 200...240 V, single phase 99.39 lbf.in (11.23 N.m) LXM05BD17M3X, 200...240 V, three phase 123.20 lbf.in (13.92 N.m) LXM05BD22N4, 380...480 V, three phase 141.6 lbf.in (16 N.m) LXM05BD28M2, 200...240 V, single phase 99.39 lbf.in (11.23 N.m) LXM05CD17M3X, 200...240 V, three phase 123.20 lbf.in (13.92 N.m) LXM05CD22N4, 380...480 V, three phase 141.6 lbf.in (16 N.m) LXM05CD28M2, 200...240 V, single phase 162.0 lbf.in (18.3 N.m) LXM32.D18N4 6 A, 400 V, three phase 162.0 lbf.in (18.3 N.m) LXM32.D18N4 6 A, 480 V, three phase

Disclaimer: This documentation is not intended as a substitute for and is not to be used for determining suitability or reliability of these products for specific user applications

Price is “List Price” and may be subject to a trade discount – check with your local distributor or retailer for actual price.

Nominal output power	950 W LXM15LD21M3, 230 V, single phase 950 W LXM15LD21M3, 230 V, three phase 780 W LXM05AD28M2, 200...240 V, single phase 780 W LXM05BD28M2, 200...240 V, single phase 780 W LXM05CD28M2, 200...240 V, single phase 1400 W LXM05AD22N4, 380...480 V, three phase 1400 W LXM05BD22N4, 380...480 V, three phase 1400 W LXM05CD22N4, 380...480 V, three phase 1600 W LXM15LD10N4, 400 V, three phase 1700 W LXM15LD17N4 6 A, 400 V, three phase 1950 W LXM15LD17N4 6 A, 480 V, three phase 2150 W LXM15LD10N4, 480 V, three phase 780 W LXM05AD17M3X, 200...240 V, three phase 780 W LXM05BD17M3X, 200...240 V, three phase 780 W LXM05CD17M3X, 200...240 V, three phase 840 W LXM15LD13M3, 230 V, three phase 890 W LXM15LD10N4, 230 V, three phase 1700 W LXM32.D18N4 6 A, 400 V, three phase 1700 W LXM32.D18N4 6 A, 480 V, three phase
Nominal torque	39.8 lbf.in (4.5 N.m) LXM15LD21M3, 230 V, single phase 43.90 lbf.in (4.96 N.m) LXM05AD28M2, 200...240 V, single phase 43.90 lbf.in (4.96 N.m) LXM05BD28M2, 200...240 V, single phase 43.90 lbf.in (4.96 N.m) LXM05CD28M2, 200...240 V, single phase 30.09 lbf.in (3.4 N.m) LXM15LD10N4, 230 V, three phase 30.09 lbf.in (3.4 N.m) LXM15LD10N4, 400 V, three phase 30.09 lbf.in (3.4 N.m) LXM15LD10N4, 480 V, three phase 30.09 lbf.in (3.4 N.m) LXM15LD13M3, 230 V, three phase 32.7 lbf.in (3.7 N.m) LXM15LD17N4, 480 V, three phase 35.4 lbf.in (4 N.m) LXM15LD17N4 6 A, 400 V, three phase 38.9 lbf.in (4.4 N.m) LXM05AD22N4 6 A, 380...480 V, three phase 38.9 lbf.in (4.4 N.m) LXM05BD22N4, 380...480 V, three phase 38.9 lbf.in (4.4 N.m) LXM05CD22N4, 380...480 V, three phase 43.90 lbf.in (4.96 N.m) LXM05AD17M3X, 200...240 V, three phase 43.90 lbf.in (4.96 N.m) LXM05BD17M3X, 200...240 V, three phase 43.90 lbf.in (4.96 N.m) LXM05CD17M3X, 200...240 V, three phase 51.3 lbf.in (5.8 N.m) LXM15LD21M3, 230 V, three phase 35.4 lbf.in (4 N.m) LXM32.D18N4 6 A, 400 V, three phase 35.4 lbf.in (4 N.m) LXM32.D18N4 6 A, 480 V, three phase
Nominal speed	3000 rpm LXM05AD22N4, 380...480 V, three phase 3000 rpm LXM05BD22N4 6 A, 380...480 V, three phase 3000 rpm LXM05CD22N4, 380...480 V, three phase 1500 rpm LXM05AD17M3X, 200...240 V, three phase 1500 rpm LXM05BD17M3X, 200...240 V, three phase 1500 rpm LXM05CD17M3X, 200...240 V, three phase 4500 rpm LXM15LD10N4, 400 V, three phase 6000 rpm LXM15LD10N4, 480 V, three phase 4000 rpm LXM32.D18N4 6 A, 400 V, three phase 4000 rpm LXM32.D18N4 6 A, 480 V, three phase 1500 rpm LXM05AD28M2, 200...240 V, single phase 1500 rpm LXM05BD28M2, 200...240 V, single phase 1500 rpm LXM05CD28M2, 200...240 V, single phase 2000 rpm LXM15LD21M3, 230 V, single phase 2000 rpm LXM15LD21M3, 230 V, three phase 2500 rpm LXM15LD10N4, 230 V, three phase 2500 rpm LXM15LD13M3, 230 V, three phase 4000 rpm LXM15LD17N4, 400 V, three phase 5000 rpm LXM15LD17N4 6 A, 480 V, three phase
Product compatibility	LXM05AD28M2 200...240 V single phase LXM05BD28M2 200...240 V single phase LXM05CD28M2 200...240 V single phase LXM15LD21M3 230 V single phase LXM15LD13M3 230 V three phase LXM15LD10N4 400 V three phase LXM05AD17M3X 200...240 V three phase LXM05BD17M3X 200...240 V three phase LXM05CD17M3X 200...240 V three phase LXM15LD10N4 230 V three phase LXM15LD10N4 480 V three phase LXM15LD21M3 230 V three phase LXM05AD22N4 380...480 V three phase LXM05BD22N4 380...480 V three phase LXM05CD22N4 380...480 V three phase LXM15LD17N4 400 V three phase LXM15LD17N4 480 V three phase LXM32.D18N4 400 V three phase LXM32.D18N4 480 V three phase

Shaft end	Keyed
IP Degree of Protection	IP50 standard
Speed feedback resolution	131072 points/turn x 4096 turns
Holding brake	Without
Mounting Support	International standard flange
Electrical Connection	Rotatable right-angled connectors

Complementary

Range Compatibility	Lexium 32 Lexium 15 Lexium 05
supply voltage max	480 V
Phase	Three phase
Continuous stall current	4.8 A
maximum continuous power	2.51 W
Maximum current Irms	17.1 A LXM15LD13M3 17.1 A LXM15LD21M3 17.1 A LXM15LD10N4 17.1 A LXM15LD17N4 17.1 A LXM05AD28M2 17.1 A LXM05AD17M3X 17.1 A LXM05AD22N4 17.1 A LXM05BD28M2 17.1 A LXM05BD17M3X 17.1 A LXM05BD22N4 17.1 A LXM05CD28M2 17.1 A LXM05CD17M3X 17.1 A LXM05CD22N4 17.1 A LXM32.D18N4
Maximum permanent current	17.1 A
Switching frequency	8 kHz
Second shaft	Without second shaft end
Shaft diameter	0.7 in (19 mm)
Shaft length	1.6 in (40 mm)
Key width	1.2 in (30 mm)
Feedback type	Multiturn SinCos Hiperface
Motor flange size	3.9 in (100 mm)
Number of motor stacks	2
Torque constant	1.21 N.m/A 248 °F (120 °C)
Back emf constant	77 V/krpm 248 °F (120 °C)
Number of motor poles	4.0
Rotor inertia	2.31 kg.cm²
Stator resistance	2.4 Ohm 68 °F (20 °C)
Stator inductance	6.75 mH 68 °F (20 °C)
Stator electrical time constant	5.29 ms 68 °F (20 °C)
Maximum radial force Fr	620 N 4000 rpm 690 N 3000 rpm 790 N 2000 rpm 990 N 1000 rpm
Maximum axial force Fa	0.2 x Fr

Type of cooling	Natural convection
Length	8.05 in (204.5 mm)
Centring collar diameter	3.7 in (95 mm)
Centring collar depth	0.1 in (3.5 mm)
Number of mounting holes	4
Mounting holes diameter	0.4 in (9 mm)
Circle diameter of the mounting holes	4.5 in (115 mm)
Product Weight	13.007 lb(US) (5.9 kg)
Sizing reference	BSH1002P
Network number of phases	3
Accuracy error [angular]	1.4 °
Temperature copper hot	248 °F (120 °C)
Temperature magnet hot	212 °F (100 °C)
Temperature magnet rt	68 °F (20 °C)
Output current 3s peak	17.1 A
Inertia	0.0 kg.cm² of brake 2.31 kg.cm² of motor

Ordering and shipping details

Category	US1PC5318282
Discount Schedule	PC53
GTIN	3389118139244
Returnability	No
Country of origin	DE

Packing Units

Unit Type of Package 1	PCE
Nbr. of units in pkg.	1
Package 1 Height	6.063 in (15.400 cm)
Package 1 Width	6.417 in (16.300 cm)
Package 1 Length	16.024 in (40.700 cm)
Package weight(Lbs)	12.787 lb(US) (5.800 kg)
Unit Type of Package 2	S04
Number of Units in Package 2	2
Package 2 Height	11.8 in (30 cm)
Package 2 Width	15.7 in (40 cm)
Package 2 Length	23.6 in (60 cm)
Package 2 Weight	27.007 lb(US) (12.250 kg)
Unit Type of Package 3	P06
Number of Units in Package 3	8
Package 3 Height	29.528 in (75.000 cm)

Package 3 Width	31.496 in (80.000 cm)
Package 3 Length	23.622 in (60.000 cm)
Package 3 Weight	125.664 lb(US) (57.000 kg)

Contractual warranty

Warranty (in months)	18

Environmental Data

Schneider Electric aims to achieve Net Zero status by 2050 through supply chain partnerships, lower impact materials, and circularity via our ongoing “Use Better, Use Longer, Use Again” campaign to extend product lifetimes and recyclability.

Environmental Data explained >

How we assess product sustainability >

Environmental footprint

Total lifecycle Carbon footprint	**2 351 kg CO2 eq.**
Carbon footprint of the manufacturing phase [A1 to A3]	**25 kg CO2 eq.**
Carbon footprint of the distribution phase [A4]	**0.7 kg CO2 eq.**
Carbon footprint of the installation phase [A5]	**0.1 kg CO2 eq.**
Carbon footprint of the use phase [B2, B3, B4, B6]	**2 324 kg CO2 eq.**
Carbon footprint of the end-of-life phase [C1 to C4]	**0.5 kg CO2 eq.**

Use Better

Materials and Substances

Packaging made with recycled cardboard	**Yes**
Packaging without single use plastic	**No**
SCIP Number	**A7df881f-135f-4256-b8c2-ea55d4c9a151**
EU RoHS Directive	**Compliant By Exemption**
REACh Regulation	**Reference contains Substances of Very High Concern above the threshold**
California proposition 65	**WARNING: This product can expose you to chemicals including: Lead and lead compounds, which is known to the State of California to cause cancer and birth defects or other reproductive harm. For more information go to www.P65Warnings.ca.gov**
PVC free	**Yes**

Use Longer

Lifetime extension

Repair	**No**

Use Again

Repack and remanufacture

Circularity Profile	**No need of specific recycling operations**
Take-back	**No**
WEEE Label	**The product must be disposed on European Union markets following specific waste collection and never end up in rubbish bins.**

Dimensions Drawings

Servo Motors Dimensions

Example with Straight Connectors

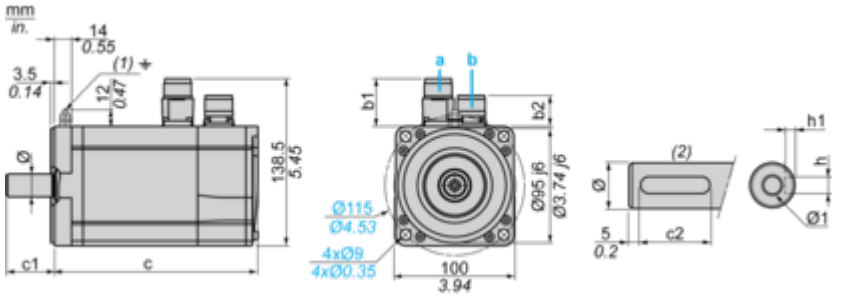

a: Power supply for servo motor brake
b: Power supply for servo motor encoder
(1) M4 screw
(2) Shaft end, keyed slot (optional)
Dimensions in mm

Straight connectors		Rotatable angled connectors		c (without brake)	c (with brake)	c1	c2	h	h1	Ø	Ø1 for screws
b1	b2	b1	b2								
39.5	25.5	39.5	39.5	205	236	40	30	6 N9	$3.5^{+0.1}_{0}$	19 k6	M6 x 16

Dimensions in in.

Straight connectors		Rotatable angled connectors		c (without brake)	c (with brake)	c1	c2	h	h1	Ø	Ø1 for screws
b1	b2	b1	b2								
1.55	1.00	1.55	1.55	8.07	9.29	1.57	1.18	0.24 N9	$0.14^{+0.1}_{0}$	0.75 k6	M6 x 0.63

Performance Curves

400 V 3-Phase Supply Voltage

Torque/Speed Curves

Servo motor with LXM32•D18N4 servo drive

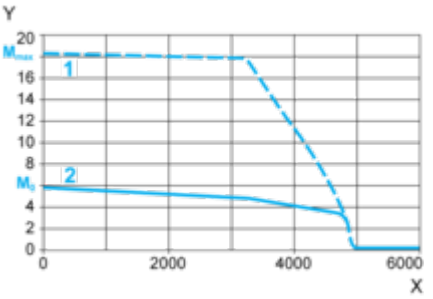

X Speed in rpm
Y Torque in Nm
1 Peak torque
2 Continuous torque

480 V 3-Phase Supply Voltage

Torque/Speed Curves

Servo motor with LXM32•D18N4 servo drive

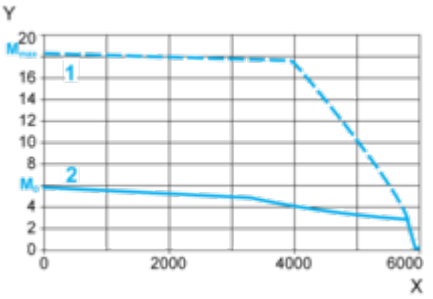

X Speed in rpm
Y Torque in Nm
1 Peak torque
2 Continuous torque