Product data sheet

Specifications



single phase relay, Harmony Solid State Modular Relays, 25A, DIN rail mount, zero voltage switching, input 90 to 140V AC, output 48 to 600V AC

SSM3A325F7

Product availability: Stock - Normally stocked in distribution facility

Main

Range of Product	Harmony Solid State Relays
Device short name	SSM3
Product or Component Type	Modular DIN rail relay
Number of channels	3
Number of phases	3 phase
Output switching mode	Zero voltage switching

Complementary

Mounting Support	Symmetrical DIN rail
Line Rated Current	25 A
Output voltage	48...600 V AC
[Uc] control circuit voltage	90...140 V AC
Tightening torque	0.6...0.7 N.m for input 1.36...1.7 N.m for output
Connections - terminals	Screw terminals 0.2...1.3 mm², AWG 24...AWG 16) input Screw terminals 1.3...5.3 mm², AWG 16...AWG 10) output
maximum capacitance	8 pF for input/output
Insulation resistance	1000 MOhm
Local signalling	LED (green) for input status
Switching voltage	90 V turn-on 10 V turn-off
input current	15…19 mA
Solid state output type	Zero voltage switching
Load current	0.1…25 A
transient overvoltage	1100 V
Surge current	286 A 20 ms 50 Hz 300 A 16.6 ms 60 Hz
Maximum voltage drop	<1.35 V on-state
Maximum Horse Power Rating	1 hp 104 °F (40 °C) 240 V AC 2 hp 104 °F (40 °C) 380 V AC 3 hp 104 °F (40 °C) 480 V AC
Maximum I²t for fusing	410 A².s for 10 ms at 50 Hz 374 A².s for 8.3 ms at 60 Hz

Price is “List Price” and may be subject to a trade discount – check with your local distributor or retailer for actual price.

Disclaimer: This documentation is not intended as a substitute for and is not to be used for determining suitability or reliability of these products for specific user applications

Maximum leakage current	0.25 mA off-state
DV/dt	500 V/µs off-state at maximum voltage
Response time	30 ms (turn-off) 20 ms (turn-on)
power factor	0.5 (with maximum load)
Overvoltage category	III
Width	3.5 in (90 mm)
test button	Without test button
Product Weight	1.63 lb(US) (0.74 kg)

Environment

Dielectric strength	4 kV AC for input/output 4 kV AC for input or output to case
Pollution degree	2
Standards	IEC 60950-1 UL 508 CSA C22.2 No 14
Product Certifications	UL EAC CSA
Marking	CSA UL CE EAC
IP degree of protection	IP20
Ambient Air Temperature for Operation	-4…176 °F (-20…80 °C)
Ambient Air Temperature for Storage	-40…212 °F (-40…100 °C)

Ordering and shipping details

Category	US10CP222375
Discount Schedule	0CP2
GTIN	3606485441696
Returnability	Yes
Country of origin	MX

Packing Units

Unit Type of Package 1	PCE
Nbr. of units in pkg.	1
Package 1 Height	5.5 in (14.0 cm)
Package 1 Width	4.3 in (11.0 cm)
Package 1 Length	4.3 in (11.0 cm)
Package weight(Lbs)	28.6 oz (812.0 g)
Unit Type of Package 2	S02
Number of Units in Package 2	5
Package 2 Height	5.9 in (15.0 cm)
Package 2 Width	11.8 in (30.0 cm)

Package 2 Length	15.7 in (40.0 cm)
Package 2 Weight	9.85 lb(US) (4.47 kg)

Contractual warranty

Warranty (in months)	18

Environmental Data

Schneider Electric aims to achieve Net Zero status by 2050 through supply chain partnerships, lower impact materials, and circularity via our ongoing “Use Better, Use Longer, Use Again” campaign to extend product lifetimes and recyclability.

Environmental Data explained >

How we assess product sustainability >

Use Better

Materials and Substances

Packaging made with recycled cardboard	**Yes**
Packaging without single use plastic	**Yes**
SCIP Number	**134201bc-d293-4667-9cca-10a7f11729e0**
EU RoHS Directive	**Compliant By Exemption**
REACh Regulation	**Reference contains Substances of Very High Concern above the threshold**
California proposition 65	**WARNING: This product can expose you to chemicals including: Lead and lead compounds, which is known to the State of California to cause cancer and birth defects or other reproductive harm. For more information go to www.P65Warnings.ca.gov**

Use Longer

Lifetime extension

Repair	**No**

Use Again

Repack and remanufacture

Take-back	**No**

Dimensions Drawings

Dimensions

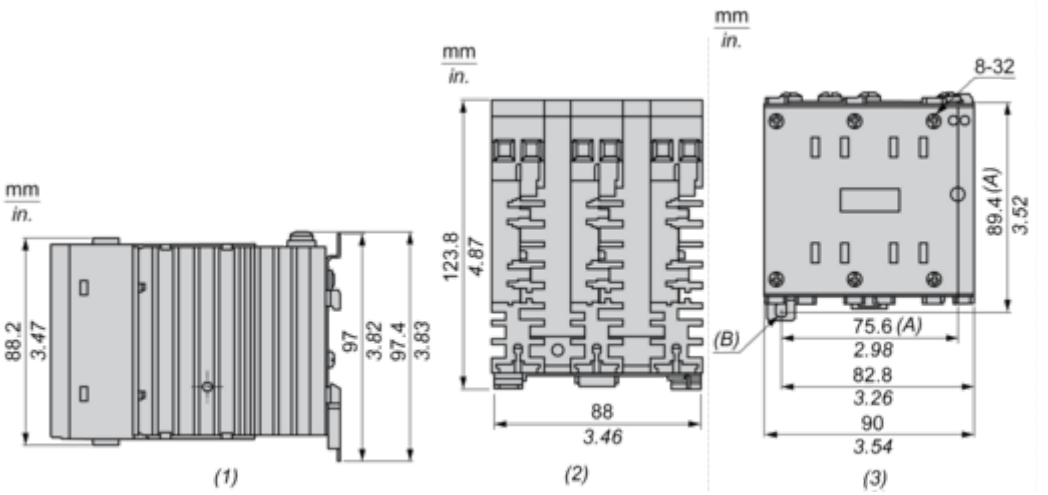

(1) Side view
(2) Top view
(3) Front view
(A) Mounting hole
(B) Mounting hole / slot

Performance Curves

Derating Curves

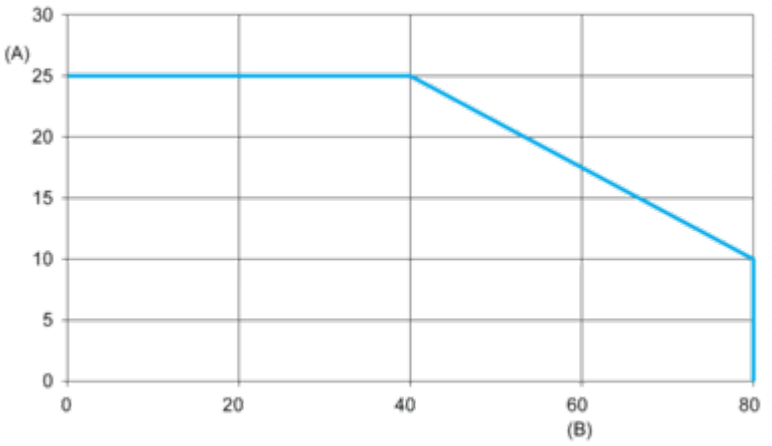

A : Output Current (Arms)
B : Ambient Temperature (°C)

Technical Illustration

Dimensions

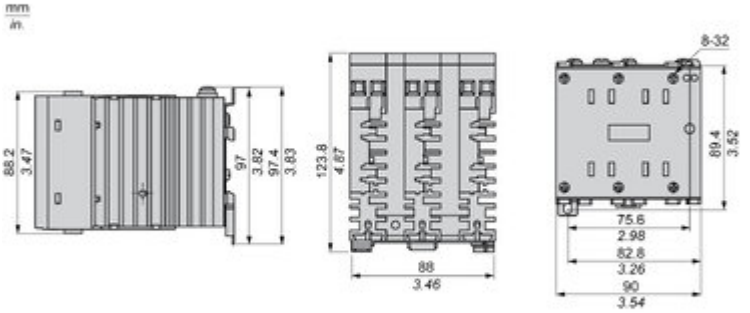

Image of product / Alternate images

Alternative

