Product data sheet
Characteristics

SSP3A250F7
three phase relay, Harmony Solid State Relays, 50A, panel mount, zero voltage switching, input 90 to 140V AC, output 48 to 530V AC



Main

Range of Product	Harmony Solid State Relays
Product or Component Type	Solid state relay up to 50 A
Device short name	SSP
Mounting Support	Panel
Number of phases	3 phase
Line Rated Current	50 A
Solid state output type	Zero voltage switching
Output switching mode	Zero voltage switching

Complementary

Test button	Without test button
Minimum switching voltage	90 V AC turn-on
Maximum switching voltage	10 V AC turn-off
Response time	20 ms (turn-on) 30 ms (turn-off)
Input current	7…16 mA
Load current	0.1…50 A
Transient overvoltage	1200 V
Surge current	715 A 20 ms 750 A 16.6 ms 150 A 1 s
Maximum I²t for fusing	2520 A².S for 10 ms at 50 Hz 2320 A².s for 8.3 ms at 60 Hz
Maximum leakage current	3 mA off-state
Maximum voltage drop	<1.35 V on-state
DV/dt	500 V/µs off-state at maximum voltage
Power factor	0.5 (with maximum load)
Motor controller rating	1.5 Hp 104 °F (40 °C) 120 V AC 3 Hp 104 °F (40 °C) 240 V AC 7.5 Hp 104 °F (40 °C) 480 V AC 8.8 hp 104 °F (40 °C) 530 V AC
Motor power kW	1.11 KW 104 °F (40 °C) 120 V AC 2.22 KW 104 °F (40 °C) 240 V AC 5.55 KW 104 °F (40 °C) 480 V AC 6.47 kW 104 °F (40 °C) 530 V AC
Insulation resistance	>= 1000 MOhm at 500 V DC
Maximum capacitance	8 pF for input/output
Dielectric strength	4 KV AC for input/output 4 kV AC for input or output to case
Tightening torque	0.9...1.1 N.m for input 1.7...2.2 N.m for output
Connections - terminals	Screw terminals 1 x 0.2...1 x 2.5 mm², AWG 24...AWG 14) input Screw terminals 1 x 1.5...1 x 10 mm², AWG 16...AWG 8) output
Thermal resistance	0.12 °C/W
LED indicator	LED, green input
IP degree of protection	IP20

The information provided in this documentation contains general descriptions and/or technical characteristics of the performance of the products contained herein.
This documentation is not intended as a substitute for and is not to be used for determining suitability or reliability of these products for specific user applications.
It is the duty of any such user or integrator to perform the appropriate and complete risk analysis, evaluation and testing of the products with respect to the relevant specific application or use thereof.
Neither Schneider Electric Industries SAS nor any of its affiliates or subsidiaries shall be responsible or liable for misuse of the information contained herein.

Net Weight	0.53 lb(US) (0.24 kg)
Width	4.0 in (101.3 mm)
Height	3.1 in (79.7 mm)
Depth	1.4 in (35.4 mm)
Device presentation	Complete product

Environment

Flame retardance	V0 conforming to UL 94
Ambient Air Temperature for Operation	-40…176 °F (-40…80 °C)
Ambient Air Temperature for Storage	-40…257 °F (-40…125 °C)
Pollution degree	2
Overvoltage category	III
Product Certifications	CSA[RETURN]UL
Marking	CE
Standards	IEC 62314 IEC 60950-1 IEC 61000

Ordering and shipping details

Category	US10CP222375
Discount Schedule	0CP2
GTIN	3606480579851
Returnability	No
Country of origin	MX

Packing Units

Unit Type of Package 1	PCE
Number of Units in Package 1	1
Package 1 Height	1.575 in (4.000 cm)
Package 1 Width	3.150 in (8.000 cm)
Package 1 Length	4.724 in (12.000 cm)
Package 1 Weight	14.388 oz (407.900 g)
Unit Type of Package 2	S02
Number of Units in Package 2	27
Package 2 Height	5.906 in (15.000 cm)
Package 2 Width	11.811 in (30.000 cm)
Package 2 Length	15.748 in (40.000 cm)
Package 2 Weight	25.071 lb(US) (11.372 kg)

Offer Sustainability

Sustainable offer status	Green Premium product
California proposition 65	WARNING: This product can expose you to chemicals including: Lead and lead compounds, which is known to the State of California to cause cancer and birth defects or other reproductive harm. For more information go to www.P65Warnings.ca.gov
REACh Regulation	REACh Declaration
EU RoHS Directive	Pro-active compliance (Product out of EU RoHS legal scope)
Mercury free	Yes
China RoHS Regulation	China RoHS Declaration
RoHS exemption information	Yes
Environmental Disclosure	Product Environmental Profile
Circularity Profile	End Of Life Information

Dimensions

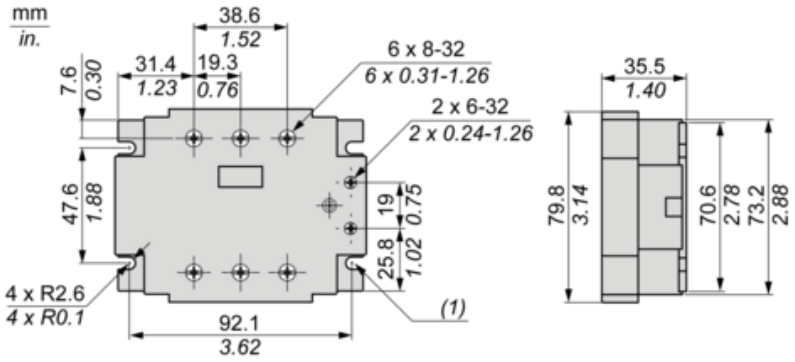

(1) 4 Mounting slots

SSP3A250F7

Derating Curves

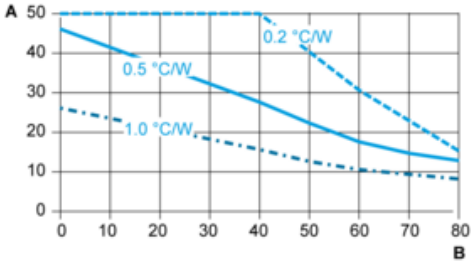

A : Load Current (Amperes)

B : Ambient Temperature (°C)