Product data sheet

Specifications



slim interface relay, Harmony Electromechanical Relays, pre assembled, 6A, 1CO, with LED, screw connec to rs, 110V AC/DC

RSL1PVFU

Product availability: Stock - Normally stocked in distribution facility

Main

Range of Product	Harmony Electromechanical Relays
Series name	RSL series
Product or Component Type	Pre-assembled plug-in relay with socket
Relay Type	Slim interface relay
Contact operation	Standard
Contacts type and composition	1 C/O
Status LED	With
[Uc] control circuit voltage	110 V AC/DC
[Ithe] conventional enclosed thermal current	6 A -40…131 °F (-40…55 °C)

Complementary

Fixing Mode	Plastic compression spring
Average resistance	20500 Ohm DC 23 °C +/- 10 %
[Uimp] rated impulse withstand voltage	6 kV IEC
[Ie] rated operational current	6 A 1 C/O AC-1/DC-1)IEC/UL
minimum switching current	100 mA
Minimum switching voltage	12 V
[Ui] rated insulation voltage	250 V IEC 277 V cUL
Minimum switching capacity	120 mW
Maximum switching voltage	277 V
Drop-out voltage threshold	>= 0.05 Uc
Load current	6 A 250 V AC 0.5 mm mounting distance
Electrical durability	60000 cycles resistive, 6 A 250 V, AC-1
Maximum switching capacity	1500 VA 150 W
Operating time	5 ms reset 12 ms
Terminals description ISO n°1	(A1-A2)CO (11-12-14)OC
Average coil consumption	0.17 W, DC
Mechanical durability	10000000 cycles

Price is “List Price” and may be subject to a trade discount – check with your local distributor or retailer for actual price.

Disclaimer: This documentation is not intended as a substitute for and is not to be used for determining suitability or reliability of these products for specific user applications

Safety reliability data	B10d = 60000
Operating rate	<= 72000 cycles/hour no-load <= 360 cycles/hour under load
Tightening torque	< 0.5 N.m M2.5
Control Type	Without lockable test button
Compatibility code	RSL
Reset time	20 ms
Contact terminal arrangement	Separate
Connections - terminals	Screw connectors, 1 x 0.2...1 x 2.5 mm² AWG 24...AWG 14) flexible with cable end Screw connectors, 1 x 0.2...1 x 2.5 mm² AWG 24...AWG 14) solid without cable end
Protection category	RT III
Mounting Support	35 mm symmetrical DIN rail
Operating position	Any position
Test levels	Level A group mounting
Device presentation	Complete product
Sale per indivisible quantity	10
Contacts material	Silver alloy (AgSnO2)
Shape of pin	Flat (PCB type)
Width	0.2 in (6.2 mm)
Height	3.09 in (78.6 mm)
Depth	3.7 in (95 mm)
Product Weight	0.064 lb(US) (0.029 kg)

Environment

Input voltage	110 V AC/DC 88...126.5 V)
Dielectric strength	1000 V AC between contacts 4000 V AC between coil and contact
IP degree of protection	IP40 conforming to IEC 60529
Ambient air temperature for operation	-40…158 °F (-40…70 °C)
Standards	CSA C22.2 No 14 IEC 61810-1 UL 508
Product Certifications	CSA UL GOST
Marking	CE
Ambient Air Temperature for Storage	-40…185 °F (-40…85 °C)
Vibration resistance	10 gn +/- 1 mm 10…150 Hz)10 cycles not operating IEC 60068-2-6 5 gn +/- 1 mm 10…150 Hz)10 cycles in operation IEC 60068-2-6
Shock resistance	10 gn 11 ms) in operation IEC 60068-2-27 5 gn 11 ms) not operating IEC 60068-2-27

Ordering and shipping details

Category	US10CP221127
Discount Schedule	0CP2

GTIN	3606480077852
Returnability	Yes
Country of origin	CN

Packing Units

Unit Type of Package 1	PCE
Nbr. of units in pkg.	1
Package 1 Height	2.756 in (7.000 cm)
Package 1 Width	3.386 in (8.600 cm)
Package 1 Length	4.055 in (10.300 cm)
Package weight(Lbs)	0.988 oz (28.000 g)
Unit Type of Package 2	BB1
Number of Units in Package 2	10
Package 2 Height	2.756 in (7.000 cm)
Package 2 Width	3.386 in (8.600 cm)
Package 2 Length	4.055 in (10.300 cm)
Package 2 Weight	10.829 oz (307.000 g)
Unit Type of Package 3	S03
Number of Units in Package 3	300
Package 3 Height	11.811 in (30.000 cm)
Package 3 Width	11.811 in (30.000 cm)
Package 3 Length	15.748 in (40.000 cm)
Package 3 Weight	21.605 lb(US) (9.800 kg)

Contractual warranty

Warranty (in months)	18

Environmental Data

Schneider Electric aims to achieve Net Zero status by 2050 through supply chain partnerships, lower impact materials, and circularity via our ongoing “Use Better, Use Longer, Use Again” campaign to extend product lifetimes and recyclability.

Environmental Data explained >

How we assess product sustainability >

Environmental footprint

Total lifecycle Carbon footprint	**4 kg CO2 eq.**
Carbon footprint of the manufacturing phase [A1 to A3]	**0.3 kg CO2 eq.**
Carbon footprint of the distribution phase [A4]	**0 kg CO2 eq.**
Carbon footprint of the installation phase [A5]	**0 kg CO2 eq.**
Carbon footprint of the use phase [B2, B3, B4, B6]	**3 kg CO2 eq.**
Carbon footprint of the end-of-life phase [C1 to C4]	**0.1 kg CO2 eq.**
Environmental Disclosure	Product Environmental Profile

Use Better

Materials and Substances

Packaging made with recycled cardboard	**Yes**
Packaging without single use plastic	**Yes**
EU RoHS Directive	Compliant
REACh Regulation	Free of Substances of Very High Concern above the threshold
California proposition 65	**WARNING: This product can expose you to chemicals including: Nickel compounds, which is known to the State of California to cause cancer, and Di-isodecyl phthalate (DIDP), which is known to the State of California to cause birth defects or other reproductive harm. For more information go to www.P65Warnings.ca.gov**

Use Longer

Lifetime extension

Repair	**No**

Use Again

Repack and remanufacture

Recyclability potential, in %	**41**
Circularity Profile	End of Life Information
Take-back	**No**

Dimensions Drawings

Dimensions

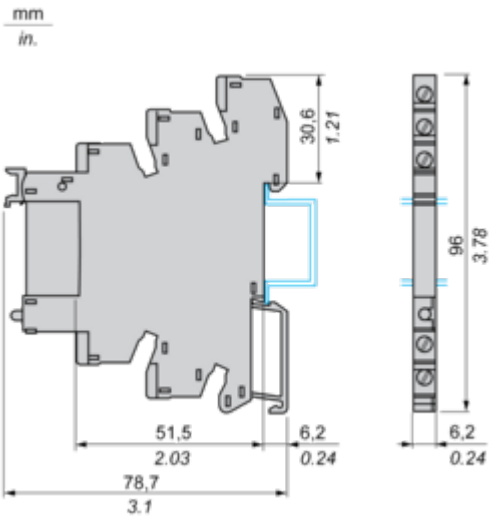

Technical Illustration

Dimensions

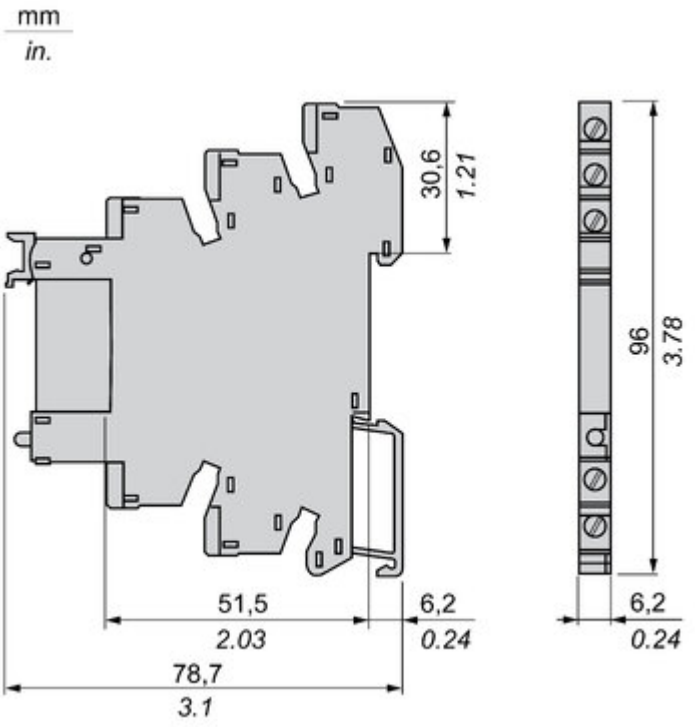

Image of product / Alternate images

Alternative

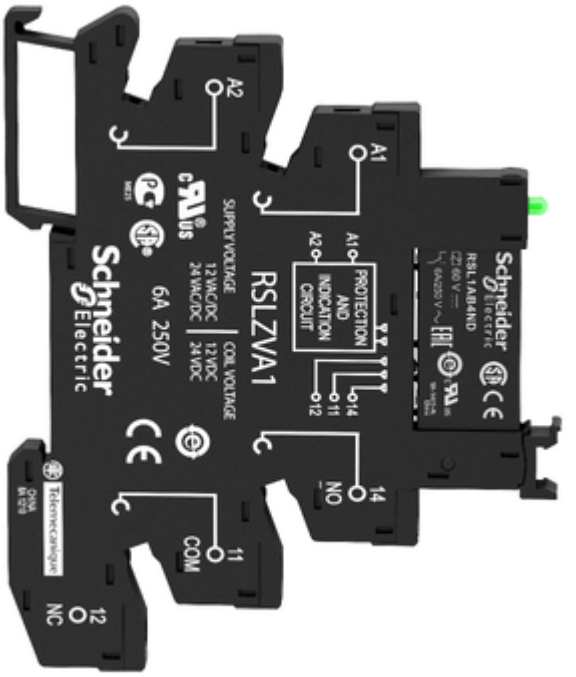



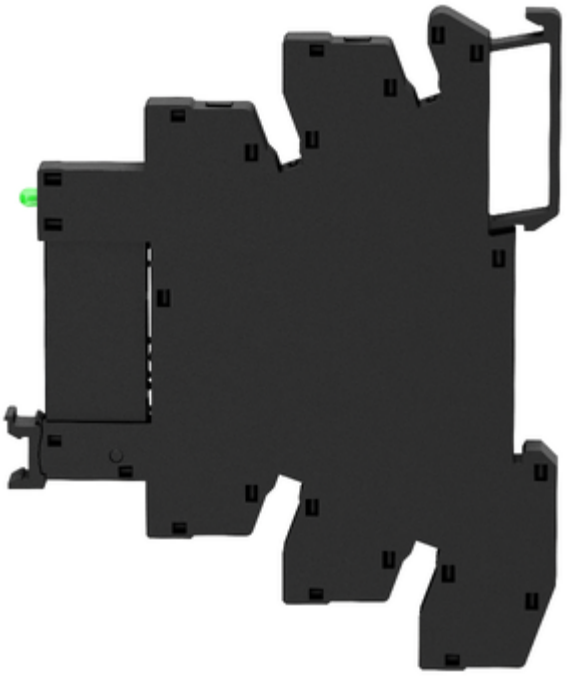




A2
A1
12
11

