Product data sheet

Specifications



Light block for head 22mm, Harmony XB4, for BA9s bulb, lt 250V, screw clamp terminal

ZBV6

Product availability: Stock - Normally stocked in distribution facility

Main

Range of Product	Harmony XB5 Harmony XB4
Product or Component Type	Light block
Device short name	ZBV
Sale per indivisible quantity	5
Connections - terminals	Screw clamp terminals, <= 2 x 1.5 mm² with cable end IEC 60947-1 Screw clamp terminals, >= 1 x 0.22 mm² without cable end IEC 60947-1
Signalling type	Steady
Light source	Bulb not included
Bulb base	BA 9s
Light block supply	Direct
[Us] rated supply voltage	<= 250 V

Complementary

Product Weight	0.035 lb(US) (0.016 kg)
Tightening torque	7.08…10.6 lbf.in (0.8…1.2 N.m) IEC 60947-1
Shape of screw head	Cross Philips no 1 Cross pozidriv No 1 Slotted flat Ø 4 mm Slotted flat Ø 5.5 mm
Service life	100000 h at rated voltage and 25 °C
Surge withstand	1 kV IEC 61000-4-5
Mounting of block	Front mounting
Electrical composition code	M7 M8 MF2 P3 PF2
Device presentation	Basic element

Environment

Protective treatment	TH
Ambient Air Temperature for Storage	-40…158 °F (-40…70 °C)
Ambient Air Temperature for Operation	-40…158 °F (-40…70 °C)
IP degree of protection	IP20 IEC 60529

Price is “List Price” and may be subject to a trade discount – check with your local distributor or retailer for actual price.

Disclaimer: This documentation is not intended as a substitute for and is not to be used for determining suitability or reliability of these products for specific user applications

Standards	IEC 60947-1 IEC 60947-5-4 JIS C8201-5-1 UL 508 IEC 60947-5-5 IEC 60947-5-1 CSA C22.2 No 14 JIS C8201-1
Product Certifications	CSA UL Listed
Resistance to fast transients	2 kV IEC 61000-4-4
Resistance to electromagnetic fields	9.1 V/m (10 V/m) IEC 61000-4-3
Resistance to electrostatic discharge	6 kV on contact (on metal parts) IEC 61000-4-2 8 kV in free air (in insulating parts) IEC 61000-4-2
Electromagnetic emission	Class B IEC 55011
[Us] rated supply voltage	250 V

Ordering and shipping details

Category	US10CS222469
Discount Schedule	0CS2
GTIN	3389110089608
Returnability	Yes
Country of origin	FR

Packing Units

Unit Type of Package 1	PCE
Nbr. of units in pkg.	1
Package 1 Height	2.205 in (5.600 cm)
Package 1 Width	1.732 in (4.400 cm)
Package 1 Length	2.126 in (5.400 cm)
Package weight(Lbs)	0.296 oz (8.400 g)
Unit Type of Package 2	BB1
Number of Units in Package 2	5
Package 2 Height	2.205 in (5.600 cm)
Package 2 Width	1.732 in (4.400 cm)
Package 2 Length	2.126 in (5.400 cm)
Package 2 Weight	1.728 oz (49.000 g)
Unit Type of Package 3	S03
Number of Units in Package 3	800
Package 3 Height	11.811 in (30.000 cm)
Package 3 Width	11.811 in (30.000 cm)
Package 3 Length	15.748 in (40.000 cm)
Package 3 Weight	18.422 lb(US) (8.356 kg)

Contractual warranty

Warranty (in months)	18

Environmental Data

Schneider Electric aims to achieve Net Zero status by 2050 through supply chain partnerships, lower impact materials, and circularity via our ongoing “Use Better, Use Longer, Use Again” campaign to extend product lifetimes and recyclability.

Environmental Data explained >

How we assess product sustainability >

Environmental footprint

Total lifecycle Carbon footprint	**0.1 kg CO2 eq.**
Carbon footprint of the manufacturing phase [A1 to A3]	**0.1 kg CO2 eq.**
Carbon footprint of the distribution phase [A4]	**0 kg CO2 eq.**
Carbon footprint of the installation phase [A5]	**0 kg CO2 eq.**
Carbon footprint of the use phase [B2, B3, B4, B6]	**0 kg CO2 eq.**
Carbon footprint of the end-of-life phase [C1 to C4]	**0 kg CO2 eq.**

Use Better

Materials and Substances

Average percentage of recycled plastic content	**30 %**
Average percentage of recycled metal content	**10 %**
Packaging made with recycled cardboard	**Yes**
Packaging without single use plastic	**Yes**
SCIP Number	**E148b25a-d37b-4237-bc1f-74823046728d**
EU RoHS Directive	Compliant By Exemption
REACh Regulation	Reference contains Substances of Very High Concern above the threshold
California proposition 65	**WARNING: This product can expose you to chemicals including: Lead and lead compounds, which is known to the State of California to cause cancer and birth defects or other reproductive harm. For more information go to www.P65Warnings.ca.gov**

Use Longer

Lifetime extension

Repair	**No**

Use Again

Repack and remanufacture

Recyclability potential, in %	**15**
Circularity Profile	End of Life Information
Take-back	**No**
WEEE Label	**The product must be disposed on European Union markets following specific waste collection and never end up in rubbish bins.**

Dimensions Drawings

Dimensions

with ZB5AZ009 Fixing Collar

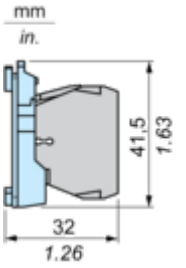

with ZB4BZ009 Fixing Collar

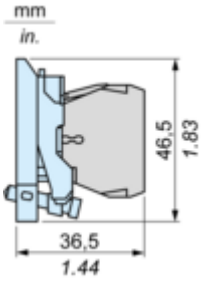

Technical Illustration

Dimensions

mm
in.

+ ZB5AZ009

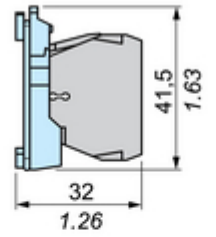

+ ZB4BZ009

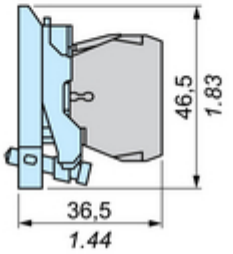

Offer Marketing Illustration

Product benefits / Features

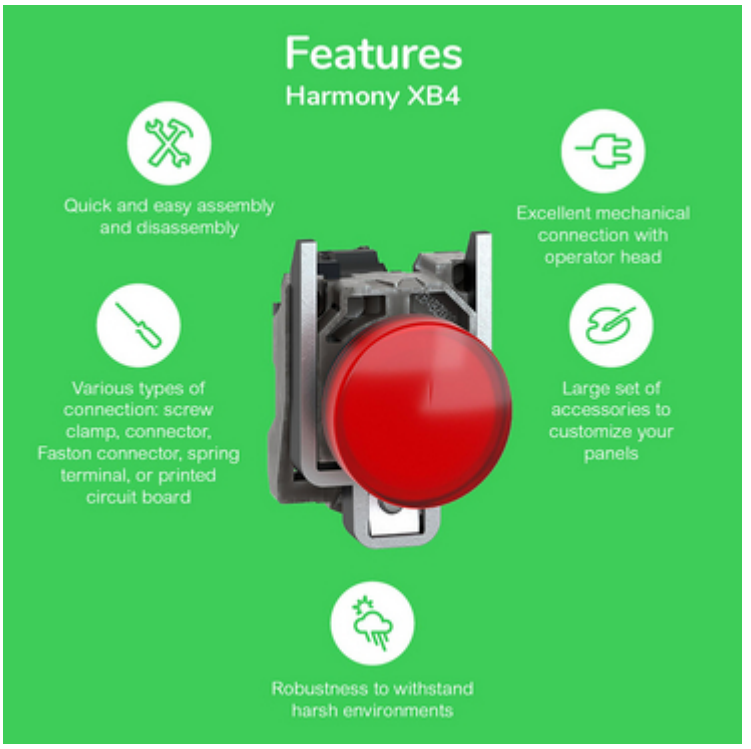

Offer Marketing Illustration

Product benefits / Features



Image of product / Alternate images

Alternative






X1
X2


ZBV-6
X2
X1
Schneider
ELECTRIC




Schneider
ELECTRIC
X1
24 V
DC
10 mA
X2
ZBV-6