Rating	20A 125V,10A 277V AC 1 1/2HP 125-250 VAC
Contact Resistance	50m ohm Max.
Insulation Resistance	DC 500V 100M ohm Min.
Dielectric Strength	AC 1500V 1 minute
Operation Temp.	0°~65°C
Base Color	T373 J545 per the SICSC

Mounting Hole

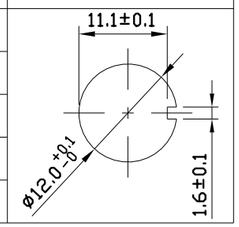

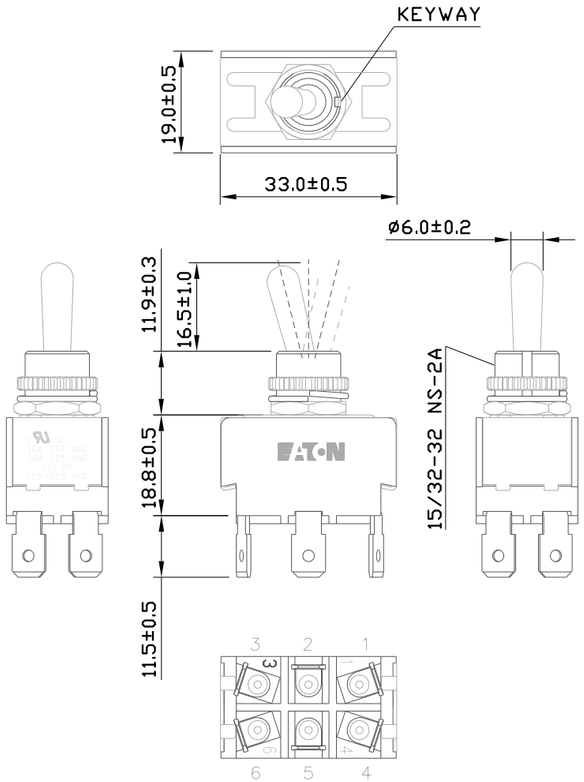

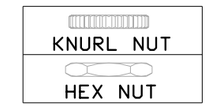

PACK UNASSEMBLED

TERMINAL TYPE

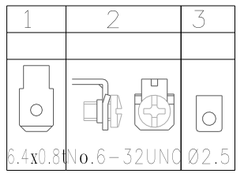

B

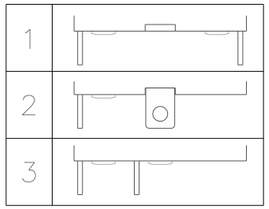

TERMINAL POSITION

QUANTITY																						DWG. SIZE	PART NO.	ITEM	DESCRIPTION OR NAME OF PART	CHG
1																							XTD4C2A	1	SEE TABLE	
																					1		XTD4C3A	2	SEE TABLE	
																				1			XTD4C1A	3	SEE TABLE	
																			1				XTD4B2A	4	SEE TABLE	
																		1					XTD4B3A	5	SEE TABLE	
																	1						XTD4B1A	6	SEE TABLE	
																1							XTD3A2A2	7	SEE TABLE	
															1								XTD3A3A2	8	SEE TABLE	
														1									XTD3A1A2	9	SEE TABLE	
													1										XTD4E2A	10	SEE TABLE	
												1											XTD4E3A	11	SEE TABLE	
											1												XTD4E1A	12	SEE TABLE	
										1													XTD4G2A	13	SEE TABLE	
									1														XTD4G3A	14	SEE TABLE	
								1															XTD4G1A	15	SEE TABLE	
							1																XTD4D2A	16	SEE TABLE	
						1																	XTD4D3A	17	SEE TABLE	
					1																		XTD4D1A	18	SEE TABLE	
				1																			XTD3F2A2	19	SEE TABLE	
			1																				XTD3F3A2	20	SEE TABLE	
		1																					XTD3F1A2	21	SEE TABLE	
																								22		
																								23		
																								24		
																								25		
																								26		
																								27		
																								28		
																								29		
																								30		

-21		XTD3F1A2	
-20		XTD3F3A2	
-19		XTD3F2A2	
-18		XTD4D1A	
-17		XTD4D3A	
-16		XTD4D2A	
-15		XTD4G1A	
-14		XTD4G3A	
-13		XTD4G2A	
-12		XTD4E1A	
-11		XTD4E3A	
-10		XTD4E2A	
-9		XTD3A1A2	
-8		XTD3A3A2	
-7		XTD3A2A2	
-6		XTD4B1A	
-5		XTD4B3A	
-4		XTD4B2A	
-3		XTD4C1A	
-2		XTD4C3A	
90-26031		XTD4C2A	
DWG. NO.	CUST. PT. NO.	CAT. NO.	DIM. DWG. NO.

-21	-20	-19	-18	-17	-16	-15	-14	-13	-12	-11	-10	-9	-8	-7	-6	-5	-4	-3	-2	90-26031

TITLE XT SERIES DP TOGGLE - DIMENSIONAL

DO NOT SCALE DRAWING

SCALE 1:1 ECO 62241

DR.	KH	9-10-07
CHK.	MJT	9-11-07
APP.	MJT	9-12-07

THIRD ANGLE PROJECTION

EATON CORPORATION CLAIMS PROPRIETARY RIGHTS OF THE INFORMATION DISCLOSED ON THIS DRAWING OR DOCUMENT. IT IS NOT TO BE REPRODUCED OR USED TO MANUFACTURE ANYTHING SHOWN HEREON WITHOUT THE WRITTEN PERMISSION OF EATON CORPORATION.

EATON AEROSPACE & COMMERCIAL CONTROLS DIVISION

D 90-26031 REV. B

DV. NO.

A	RELEASED			
B	CORRECT TERMINAL TYPE CAT NO. UPDATED ADD CIRCUIT DIAGRAM	KH	12-07-07	AD
		ECN 62419		